


PATENT



10-07-2003



102569119

**RECORDATION FORM COVER SHEET
PATENTS ONLY**

TO: The Commissioner of Patents and Trademarks: Please record the attached original document(s) or copy(ies).

Submission Type

- New *9-29-03*
- Resubmission (Non-Recordation)
Document ID #
- Correction of PTO Error
Reel # Frame #
- Corrective Document
Reel # Frame #

Conveyance Type

- Assignment Security Agreement
- License Change of Name
- Merger Other

Attorney Docket No. CDN.P0092

Conveying Party (ies)

Mark if additional names of conveying parties attached

**Execution Date
MMDDYYYY**

Name (1st party) Hsu, Hengfu

Name (2nd party) Teig, Steven

Name (3rd party) Fujimura, Akira

Name (4th party) _____

08142003

07172003

08142003

Receiving Party

Mark if additional names of receiving parties attached

Name Cadence Design Systems, Inc.

Name A Delaware Corporation

Address 2655 Seely Avenue

Address _____

Address San Jose, CA 95134

City State/Country Zip Code

If document to be recorded is an assignment and the receiving party is not domiciled in the U.S., an appointment of a domestic representative is attached. (Designation must be a separate document from Assignment)

Domestic Representative

(Complete only if receiving party is not domiciled in the United States)

Name _____

Address _____

Address _____

Address _____

For Office Use Only

10/02/2003 HLE333 00000029 10452848

05 TC:8021 40.00 DP

Mail documents to be recorded with required cover sheet(s) information to:
Commissioner for Patents Mail Stop Assignments, P.O. Box 1450, Alexandria, VA 22313-1450

Correspondent Name and Address

Name: Gregory Suh
Address: Stattler Johansen & Adeli LLP
P.O. Box 51860
Palo Alto, California 94303-0728
Telephone Number: (650) 752-0990, ext. 104
Fax Number: (650) 752-0995

Pages Enter the total number of pages of the attached conveyance document including any attachments.

6

Application Number(s) or Patent Number(s)

Mark if additional numbers attached

Enter either the Patent Application Number or the Patent Number (DO NOT ENTER BOTH numbers for the same property.)

Patent Application Number(s)

Patent Number(s)

10/452,848					

If this document is being filed together with a new Patent Application, enter the date the patent Application was signed by the first named executing inventor. MMDDYYYY

Patent Cooperation Treaty (PCT)

Enter PCT application number(s) only if a U.S. Application Number has not been assigned.

Number of Properties

Enter the total number of properties involved

1

Fee Amount

Fee Amount for Propetries Listed (37CFR3.41) \$

40.00

Method of Payment: Credit Card (See CC form) Enclosed Deposit Account

Deposit Account

(Enter for payment by deposit account or if additional fees can be charged to the account.)

Deposit Account Number:


50 1128

Authorization to charge additional fees: Yes No

Statement and Signature

To the best of my knowledge and belief, the foregoing information is true and correct and any attached copy is a true copy of the original document. Charges to deposit account are authorized, as indicated herein.

Gregory Suh
Name of Person Signing


Signature

September 26, 2003
Date

In the application of:

Hengfu Hsu

Serial No.: 10/452,848

Filing Date: 6/1/03

For: METHODS AND APPARATUS FOR
DEFINING POWER GRID
STRUCTURES HAVING DIAGONAL
STRIPES

PATENT APPLICATION

JOINT INVENTOR TO CORPORATION ASSIGNMENT

WHEREAS, the undersigned Inventors have invented certain new and useful improvements in:

METHODS AND APPARATUS FOR
DEFINING POWER GRID STRUCTURES HAVING DIAGONAL STRIPES

and have executed a declaration or oath for an application for a United States patent disclosing and identifying the invention:

Said application having Serial Number 10/452,848 and filed on June 1, 2003.

WHEREAS Cadence Design Systems, Inc. (hereinafter termed "Assignee"), a corporation of the State of Delaware, having a place of business at 2655 Seely Avenue, San Jose, CA 95134, wishes to acquire the entire right, title and interest in and to said application and the invention disclosed therein, and in and to all embodiments of the invention, heretofore conceived, made or discovered jointly or severally by said Inventors (all collectively hereinafter termed "said invention"), and in and to any and all patents, certificates of invention and other forms of protection thereon (hereinafter termed "patents") applied for or granted in the United States and/or other countries.

NOW THEREFORE, for good and valuable consideration acknowledged by each of said Inventors to have been received in full from said Assignee:

1. Said Inventors do hereby sell, assign, transfer and convey to said Assignee, the entire right, title and interest (a) in and to said application and said invention; (b) in and to all rights to apply in any or all countries of the world for patents, certificates of inventions or other governmental grants on said invention, including the right to apply for patents pursuant to the International Convention for the Protection of Industrial Property or pursuant to any other convention, treaty, agreement or understanding; (c) in and to any and all applications filed and any and all patents, certificates of inventions or other governmental grants granted on said invention in the United States or any other country, including each and every application filed and each and every patent granted on any application which is a division, substitution, or

continuation of any of said applications; (d) in and to each and every reissue or extension of any of said patents; and (e) in and to each and every patent claim resulting from a reexamination certificate for any and all of said patents.

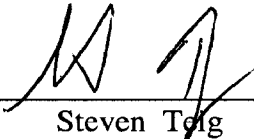
2. Said Inventors hereby jointly and severally covenant and agree to cooperate with said Assignee to enable said Assignee to enjoy to the fullest extent the right, title and interest herein conveyed in the United States and other countries. Such cooperation by said Inventors shall include prompt production of pertinent facts and documents, giving of testimony, executing of petitions, oaths, specifications, declarations or other papers, and other assistance all to the extent deemed necessary or desirable by said Assignee (a) for perfecting in said Assignee the right, title and interest herein conveyed; (b) for complying with any duty of disclosure; (c) for prosecuting any of said applications; (d) for filing and prosecuting substitute, divisional, continuing or additional applications covering said invention; (e) for filing and prosecuting applications for reissue of any of said patents; (f) for interference or other priority proceedings involving said invention; and (g) for legal proceedings involving said invention and any applications therefore and any patents granted thereon, including without limitation opposition proceedings, cancellation proceedings, priority contests, public use proceedings, reexamination proceedings, compulsory licensing proceedings, infringement actions and court actions; provided, however, that the expense incurred by said Inventors in providing such cooperation shall be paid for by said Assignee.

3. The terms and covenants of this Assignment shall inure to the benefit of said Assignee, its successors, assigns and other legal representatives, and shall be binding upon said Inventors, their respective heirs, legal representatives, and assigns.

4. Said Inventors hereby jointly and severally warrant and represent that they have not entered and will not enter into any assignment, contract, or understanding in conflict herewith.

IN WITNESS WHEREOF, the said Inventors have executed this instrument on the date of acknowledgement as given below and delivered this instrument to said Assignee.

(1) _____ Date: _____
Hengfu Hsu

(2)  _____ Date: 7/17/03
Steven Tsai

(3) _____ Date: _____
Akira Fujimura

In the application of:

Hengfu Hsu

Serial No.: 10/452,848

Filing Date: 6/1/03

For: METHODS AND APPARATUS FOR
DEFINING POWER GRID
STRUCTURES HAVING DIAGONAL
STRIPES

PATENT APPLICATION

JOINT INVENTOR TO CORPORATION ASSIGNMENT

WHEREAS, the undersigned Inventors have invented certain new and useful improvements in:

**METHODS AND APPARATUS FOR
DEFINING POWER GRID STRUCTURES HAVING DIAGONAL STRIPES**

and have executed a declaration or oath for an application for a United States patent disclosing and identifying the invention:

Said application having Serial Number 10/452,848 and filed on June 1, 2003.

WHEREAS Cadence Design Systems, Inc. (hereinafter termed "Assignee"), a corporation of the State of Delaware, having a place of business at 2655 Seely Avenue, San Jose, CA 95134, wishes to acquire the entire right, title and interest in and to said application, said patent, and the invention disclosed therein, and in and to all embodiments of the invention, heretofore conceived, made or discovered jointly or severally by said Inventors (all collectively hereinafter termed "said invention"), and in and to any and all patents, certificates of invention and other forms of protection thereon (hereinafter termed "patents") applied for or granted in the United States and/or other countries.

NOW THEREFORE, for good and valuable consideration acknowledged by each of said Inventors to have been received in full from said Assignee:

1. Said Inventors do hereby sell, assign, transfer and convey to said Assignee, the entire right, title and interest (a) in and to said application, said patent, and said invention; (b) in and to all rights to apply in any or all countries of the world for patents, certificates of inventions or other governmental grants on said invention, including the right to apply for patents pursuant to the International Convention for the Protection of Industrial Property or pursuant to any other convention, treaty, agreement or understanding; (c) in and to any and all applications filed and any and all patents, certificates of inventions or other governmental grants granted on said invention in the United States or any other country, including each and every application filed and each and every patent granted on any application which is a division, substitution, or continuation of any of


said applications; (d) in and to each and every reissue or extension of any of said patents; and (e) in and to each and every patent claim resulting from a reexamination certificate for any and all of said patents.

2. Said Inventors hereby jointly and severally covenant and agree to cooperate with said Assignee to enable said Assignee to enjoy to the fullest extent the right, title and interest herein conveyed in the United States and other countries. Such cooperation by said Inventors shall include prompt production of pertinent facts and documents, giving of testimony, executing of petitions, oaths, specifications, declarations or other papers, and other assistance all to the extent deemed necessary or desirable by said Assignee (a) for perfecting in said Assignee the right, title and interest herein conveyed; (b) for complying with any duty of disclosure; (c) for prosecuting any of said applications; (d) for filing and prosecuting substitute, divisional, continuing or additional applications covering said invention; (e) for filing and prosecuting applications for reissue of any of said patents; (f) for interference or other priority proceedings involving said invention; and (g) for legal proceedings involving said invention and any applications therefore and any patents granted thereon, including without limitation opposition proceedings, cancellation proceedings, priority contests, public use proceedings, reexamination proceedings, compulsory licensing proceedings, infringement actions and court actions; provided, however, that the expense incurred by said Inventors in providing such cooperation shall be paid for by said Assignee.

3. The terms and covenants of this Assignment shall inure to the benefit of said Assignee, its successors, assigns and other legal representatives, and shall be binding upon said Inventors, their respective heirs, legal representatives, and assigns.

4. Said Inventors hereby jointly and severally warrant and represent that they have not entered and will not enter into any assignment, contract, or understanding in conflict herewith.

IN WITNESS WHEREOF, the said Inventors have executed this instrument on the date of acknowledgement as given below and delivered this instrument to said Assignee.

(1)  Date: 8/14/2003
Hengfu Hsu

(2) _____ Date: _____
Steven Teig

(3)  Date: 8/14/2003
Akira Fujimura
