


Client Code: IRDM.056CPC3

**RECORDATION FORM COVER SHEET
PATENTS ONLY**

To the Director, U.S. Patent and Trademark Office: Please record the attached original documents or copy thereof.

<p>1. Name of conveying party(ies): (List using letters or numbers for multiple parties)</p> <p>Mark W. Miles</p> <p>Additional name(s) of conveying party(ies) attached?</p> <p>() Yes (X) No</p>	<p>2. Name and address of receiving party(ies):</p> <p>Name: Iridigm Display Corporation</p> <p>Street Address: 2415 3rd Street</p> <p>City: San Francisco State: CA</p> <p>ZIP: 94107</p> <p>Additional name(s) of receiving party(ies) attached?</p> <p>() Yes (X) No</p>
<p>3. Nature of conveyance:</p> <p>(X) Assignment () Security Agreement</p> <p>() Merger () Change of Name</p> <p>() Other:</p> <p>Execution Date: (List as in section 1 if multiple signatures)</p> <p>March 3, 2005</p>	<p>4. US or PCT Application number(s) or US Patent number(s):</p> <p>(X) Patent Application No.: 11/150,682</p> <p>Filing Date: June 10, 2005</p> <p>Additional numbers attached?</p> <p>() Yes (X) No</p>
<p>5. Party to whom correspondence concerning document should be mailed:</p> <p>Customer No. 20,995</p> <p>Address: Knobbe, Martens, Olson & Bear, LLP 2040 Main Street, 14th Floor Irvine, CA 92614</p> <p>Return Fax: (949) 760-9502</p> <p>Attorney's Docket No.: IRDM.056CPC3</p>	<p>6. Total number of applications and patents involved: 1</p>
<p>7. Total fee (37 CFR 1.21(h)): \$40</p> <p>(X) Authorized to be charged to deposit account</p>	<p>8. Deposit account number: 11-1410</p> <p>Please charge this account for any additional fees which may be required, or credit any overpayment to this account.</p>
<p>9. Statement and signature.</p> <p>To the best of my knowledge and belief, the foregoing information is true and correct, and any attached copy is a true copy of the original document.</p> <p><u>Mark M. Abumeri</u> Name of Person Signing</p> <p> Signature</p> <p><u>January 17, 2006</u> Date</p> <p><u>43,458</u> Registration No.</p> <p>Total number of pages including cover sheet, attachments and document: 4</p>	

Documents transmitted via Facsimile to be recorded with required cover sheet information to:

Mail Stop Assignment Recordation Services

Director, U.S. Patent and Trademark Office

P.O. Box 1450

Alexandria, VA 22313-1450

Facsimile Number: (571) 273-0140

2294661
011706

700237504

PATENT
REEL: 017200 FRAME: 0502

CH \$40.00 111410 11150682

PATENT

ASSIGNMENT

WHEREAS, I, Mark W. Miles, a United States citizen, residing at Bldg 43 Fort Mason, San Francisco, CA 94123, have invented or co-invented certain new and useful improvements in the following:

1. METHOD AND SYSTEM FOR PACKAGING A MEMS DEVICE, the specification of which is described in U.S. Patent Application No. 60/613,275; filed September 27, 2004;
2. METHOD AND DEVICE FOR PACKAGING A SUBSTRATE, the specification of which is described in U.S. Patent Application No. 60/613,318 filed September 27, 2004;
3. SYSTEMS AND METHODS FOR INTERFEROMETRIC MODULATION, the specification of which is described in U.S. Patent Application No. 60/613,891, filed September 27, 2004;
4. SYSTEM AND METHOD FOR INTERFEROMETRIC MODULATION, the specification of which is described in U.S. Patent Application No. 60/614,032, filed September 27, 2004;
5. SEPARABLE MODULATOR, the specification of which is described in U.S. Patent Application No. 10/644,312, filed on Aug. 19, 2003;
6. INTERFEROMETRIC MODULATION OF RADIATION, the specification of which is described in U.S. Patent Application No. 10/844,802, filed on May 12, 2004;
7. DIRECTLY LAMINATED TOUCH SENSITIVE SCREEN, the specification of which is described in U.S. Patent Application No. 09/875,401, filed on Jun. 5, 2001;
8. VISIBLE SPECTRUM MODULATOR ARRAYS, the specification of which is described in U.S. Patent Application No. 10/082,397, filed on Aug. 6, 2002;
9. INTERFEROMETRIC MODULATION OF RADIATION, the specification of which is described in U.S. Patent Application No. 09/991,378, filed on Nov. 21, 2001;
10. INTERFEROMETRIC MODULATION OF RADIATION, the specification of which is described in U.S. Patent Application No. 10/078,282, filed on Feb. 19, 2002;
11. INTERFEROMETRIC MODULATION OF RADIATION, the specification of which is described in U.S. Patent Application No. 10/752,140, filed on Jan. 05, 2004;
12. PHOTONIC MEMS AND STRUCTURES, the specification of which is described in U.S. Patent Application No. 09/413,222, filed on Oct. 05, 1999;
13. INTERFEROMETRIC MODULATION, the specification of which is described in U.S. Patent Application No. 08/554,630, filed on Nov. 6, 1995;
14. VISIBLE SPECTRUM MODULATOR ARRAYS, the specification of which is described in U.S. Patent Application No. 09/378,143, filed on Aug. 20, 1999;
15. PHOTONIC MEMS AND STRUCTURES, the specification of which is described in U.S. Patent Application No. 10/224,029, filed on Aug. 19, 2002;
16. CONTROLLING ELECTROMECHANICAL BEHAVIOR OF STRUCTURES WITHIN A MICROELECTROMECHANICAL SYSTEMS DEVICE, the specification of which is described in U.S. Patent Application No. 10/251,196, filed on Sep. 20, 2002;
17. METHOD OF MANUFACTURING AN ARRAY OF INTERFEROMETRIC MODULATORS, the specification of which is described in U.S. Patent Application No. 10/414,594, filed on Apr. 15, 2003;
18. THIN FILM PRECURSOR STACK FOR MEMS MANUFACTURING, the specification of which is described in U.S. Patent Application No. 10/606,001, filed on Jun. 24, 2003;
19. MEMS DEVICES WITH UNRELEASED THIN FILM COMPONENTS, the specification of which is described in U.S. Patent Application No. 10/700,641, filed on Nov. 03, 2003;
20. INTERFEROMETRIC MODULATION OF RADIATION, the specification of which is described in U.S. Patent Application No. 09/966,843, filed on Sep. 28, 2001;
21. PHOTONIC MEMS AND STRUCTURES, the specification of which is described in U.S. Patent Application No. 10/012,092, filed on Nov. 13, 2001;
22. INTERFEROMETRIC MODULATION OF RADIATION, the specification of which is described in U.S. Patent Application No. 08/769,947, filed on Dec. 19, 1996;
23. VISIBLE SPECTRUM MODULATOR ARRAYS, the specification of which is described in U.S. Patent No. 5,835,255, issued on Nov. 10, 1998;
24. VISIBLE SPECTRUM MODULATOR ARRAYS, the specification of which is described in U.S. Patent No. 5,986,796, issued on Nov. 16, 1999;
25. INTERFEROMETRIC MODULATION, the specification of which is described in U.S. Patent No. 6,040,937, issued on Mar. 21, 2000;

PATENT

REEL: 017200 FRAME: 0503

26. INTERFEROMETRIC MODULATION, the specification of which is described in U.S. Patent No. 6,055,090, issued on Apr. 25, 2000;
27. MICROELECTROMECHANICAL SYSTEMS DEVICE AND METHOD FOR FABRICATING SAME, the specification of which is described in U.S. Patent No. 6,574,033, issued on Jun. 3, 2003;
28. PHOTONIC MEMS AND STRUCTURES, the specification of which is described in U.S. Patent No. 6,650,455, issued on Nov. 18, 2003;
29. INTERFEROMETRIC MODULATION OF RADIATION, the specification of which is described in U.S. Patent No. 6,674,562, issued on Jan. 6, 2004;
30. INTERFEROMETRIC MODULATION OF RADIATION, the specification of which is described in U.S. Patent No. 6,680,792, issued on Jan. 20, 2004;
31. CONTROLLING MICRO-ELECTRO-MECHANICAL CAVITIES, the specification of which is described in U.S. Patent No. 6,710,908, issued on Mar. 23, 2004;
32. DEVICE HAVING A LIGHT-ABSORBING MASK AND A METHOD FOR FABRICATING SAME, the specification of which is described in U.S. Patent No. 6,741,377, issued on May 25, 2004; and
33. METHOD FOR FABRICATING A STRUCTURE FOR A MICROELECTROMECHANICAL SYSTEMS (MEMS) DEVICE, the specification of which is described in U.S. Patent No. 6,794,119, issued on Sept. 21, 2004;
34. all subject matter related to or associated with interferometric modulation that is not particularly enumerated above (hereinafter "Intellectual Property"), including (i) all inventions, ideas, concepts, designs, materials, mask works, methods or processes, and the like, whether or not patentable, (ii) all works of authorship and copyrightable subject matter, whether or not the copyright is registrable or registered, and (iii) all improvements, modifications, developments, or derivative works relating to any of said Intellectual Property; said Intellectual Property being conceived and/or reduced to practice by me (whether alone or jointly with others), during my period of my employment at Iridigm Display Corporation;

for which applications for Letters Patent have been or may be filed, or have issued as patents, in the United States and/or internationally, as respectively noted above;

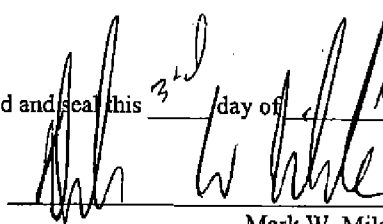
AND WHEREAS, Iridigm Display Corporation (hereinafter "ASSIGNEE"), a Delaware Corporation, with its principal place of business at 2415 3rd Street, San Francisco, CA, 94107, desires to acquire my entire right, title, and interest in and to the said improvements and the said Applications and Patents;

NOW, THEREFORE, for good and valuable consideration, the receipt of which is hereby acknowledged, I, the said inventor, do hereby acknowledge that I have sold, assigned, transferred and set over on or before October 1, 2004, and by these presents do hereby sell, assign, transfer and set over with an effective assignment date of October 1, 2004, unto the said ASSIGNEE, its successors, legal representatives and assigns, my entire right, title, and interest throughout the world in, to and under the said improvements, including the said applications and all provisionals, divisions, renewals and continuations thereof, and all Letters Patent of the United States which may be granted thereon and all reissues and extensions thereof, and all rights of priority under International Conventions and applications for Letters Patent which may hereafter be filed for said improvements in any country or countries foreign to the United States, and all Letters Patent which may be granted for said improvements in any country or countries foreign to the United States and all extensions, renewals and reissues thereof; and I hereby authorize and request the Commissioner of Patents of the United States, and any Official of any country or countries foreign to the United States, whose duty it is to issue patents on applications as aforesaid, to issue all Letters Patent for said improvements to the said ASSIGNEE, its successors, legal representatives and assigns, in accordance with the terms of this instrument;

AND I HEREBY sell, assign, transfer, and convey to ASSIGNEE, its successors, legal representatives, and assign all claims for damages and all remedies arising out of any violation of the rights assigned hereby that may have accrued prior to the date of assignment to ASSIGNEE, or may accrue hereafter, including, but not limited to, the right to sue for, collect, and retain damages for past infringements of the said Patent, before or after issuance;

AND I HEREBY covenant and agree that I will communicate to the said ASSIGNEE, its successors, legal representatives and assigns, any facts known to me respecting said improvements, and testify in any legal proceeding, sign all lawful papers, execute all divisional, continuing and reissue applications, make all rightful oaths and generally do everything possible to aid the said ASSIGNEE, its successors, legal representatives and assigns, to obtain and enforce proper patent protection for said improvements in all countries.

IN TESTIMONY WHEREOF, I hereunto set my hand and seal this 3rd day of March, 2005




Mark W. Miles

STATE OF California }
COUNTY OF San Francisco } SS.

On 3/3/2005, before me, M. ALVAREZ, NOTARY PUBLIC, personally appeared Mark W. Miles ~~personally known to me (or~~ proved to me on the basis of satisfactory evidence) to be the person(s) whose name(s) is/are subscribed to the within instrument, and acknowledged to me that he executed the same in his authorized capacity(ies), and that by his signature(s) on the instrument the person(s), or the entity upon behalf of which the person(s) acted, executed the instrument.

WITNESS my hand and official seal.

[SEAL]



Notary Signature

Comm. No. 1451144 Exp. 12-13-07

S:\DOCS\MMA\MMMA-9458.DOC
092304