

PATENT ASSIGNMENT

Electronic Version v1.1
 Stylesheet Version v1.1

SUBMISSION TYPE:	NEW ASSIGNMENT
NATURE OF CONVEYANCE:	ASSIGNMENT
CONVEYING PARTY DATA	
Name	Execution Date
Cheng Wen Chen	09/08/2006
RECEIVING PARTY DATA	
Name:	HSIN-TECH (SHENZHEN) CO., LTD
Street Address:	THE 3RD INDUSTRIAL PARK, BITOU VILLAGE
City:	SONGGANG TOWN, BAOAN DISTRICT, SHENZHEN
State/Country:	CHINA
PROPERTY NUMBERS Total: 1	
Property Type	Number
Patent Number:	7011189
CORRESPONDENCE DATA	
Fax Number:	(484)676-2178
<i>Correspondence will be sent via US Mail when the fax attempt is unsuccessful.</i>	
Email:	kchow@chinahk-ip.com
Correspondent Name:	ERIC CHAN
Address Line 1:	42 PIN OAKS DRIVE
Address Line 4:	PHOENIXVILLE, PENNSYLVANIA 19460
ATTORNEY DOCKET NUMBER:	14029
NAME OF SUBMITTER:	Cheng Wen Chen

Total Attachments: 8
 source=060921_14029_usa_DES_assignment#page1.tif
 source=060921_14029_usa_DES_assignment#page2.tif
 source=060921_14029_usa_DES_assignment-translation#page1.tif
 source=060921_14029_usa_DES_assignment-translation#page2.tif
 source=060921_14029_usa_DES_assignment-translation#page3.tif
 source=060921_14029_usa_DES_assignment-translation#page4.tif
 source=060921_14029_usa_DES_assignment-translation#page5.tif

OP \$40.00 7011189

转让合同

本转让合同由以下双方于 2006 年 9 月 8 日签订:

转让人: Cheng Wen Chen, 是台湾居民, 其地址为 PO BOX 82-144, TAIPEI.

受让人: HSIN-TECH (SHENZHEN) CO., LTD, 是依据中国法律成立并合法存续的有限公司, 其注册地址为 THE 3RD INDUSTRIAL PARK, BITOU VILLAGE, SONGGANG TOWN, BAOAN DISTRICT, SHENZHEN, CHINA.

鉴于:

- (A) 转让人为美国注册号第 7011189 号关于《Fine adjusting structure for bicycle disc-brake system》的发明专利(以下称为《发明》)的拥有人, 所述发明的资料打印见附。
- (B) 转让人同意按下列条款, 将所述发明的所有权利转让给受让人, 及执行此转让。

据此, 双方现协议如下:

- 1 以人民币一元作为代价(转让人特此告知收到收据), 作为实益拥有人的转让人特此出售、转让及让予受让人所述发明的所有权利、产权及利益(包括所述发明由所述发明申请及可能批予美国专利的日期直至该可能批予的专利权期限的所有权利、产权及利益, 该等权利与转让人在本转让合同没有订立的情况下所持有的权利完全相同)、对该等权利的过往侵权行为提出诉讼的权利、以及保留任何因该等诉讼而得到的赔偿的权利。
- 2 本转让合同受中国的法律管限, 并根据中国的法律解释。双方得受中国法院的非专属司法管辖权管辖。

本合同由开头所述的日期起正式生效。

CHEN, CHENG, WEN

转让人签署

转让人姓名: Cheng Wen Chen

Liao Hsueh Jan

受让人/受让人法人代表签署

受让人姓名/名称: HSIN-TECH
(SHENZHEN) CO., LTD



US007011189B2

(12) **United States Patent**
Chen

(10) **Patent No.:** US 7,011,189 B2
(45) **Date of Patent:** Mar. 14, 2006

(54) **FINE ADJUSTING STRUCTURE FOR BICYCLE DISC-BRAKE SYSTEM**

6,564,910 B1 * 5/2003 Chen et al. 188/26
2004/0159503 A1 * 8/2004 Juan 188/24.11
2004/0188186 A1 * 9/2004 Chen 188/26

(76) Inventor: **Cheng Wen Chen**, PO Box 82-144, Taipei (TW)

FOREIGN PATENT DOCUMENTS

DE 202004003799 U1 * 6/2004

(*) Notice: Subject to any disclaimer, the term of this patent is extended or adjusted under 35 U.S.C. 154(b) by 0 days.

* cited by examiner

(21) Appl. No.: **10/785,000**

Primary Examiner—Melody M. Burch
(74) *Attorney, Agent, or Firm*—Leong C. Lei

(22) Filed: **Feb. 25, 2004**

(65) **Prior Publication Data**

US 2004/0188186 A1 Sep. 30, 2004

(57) **ABSTRACT**

(30) **Foreign Application Priority Data**

Mar. 31, 2003 (TW) 92205263 U

A fine adjusting structure for bicycle disc-brake system is disclosed. The disc-brake system comprises a securing seat mounted on to the fork of the bicycle frame and the securing seat being locked with a braking main body having a driving arm, the wheel of the bicycle being mounted with brake disc for the gripping of the braking main body, characterized in that the top and bottom end of the securing seat are respectively protruded out a locking section toward the braking main body and the securing seat is substantially a "C" shaped structure, the top and bottom of the locking section are formed into elongated hole which passes through from top to bottom, the long axis of the elongated hole is extended in the same direction of the wheel axle; and the top and bottom edge of the braking main body are respectively formed into screw holes corresponding to the elongated hole of the locking section of the securing seat.

(51) **Int. Cl.**
B62L 5/00 (2006.01)

(52) **U.S. Cl.** **188/26; 188/24.11; 188/205 R; 188/24.22**

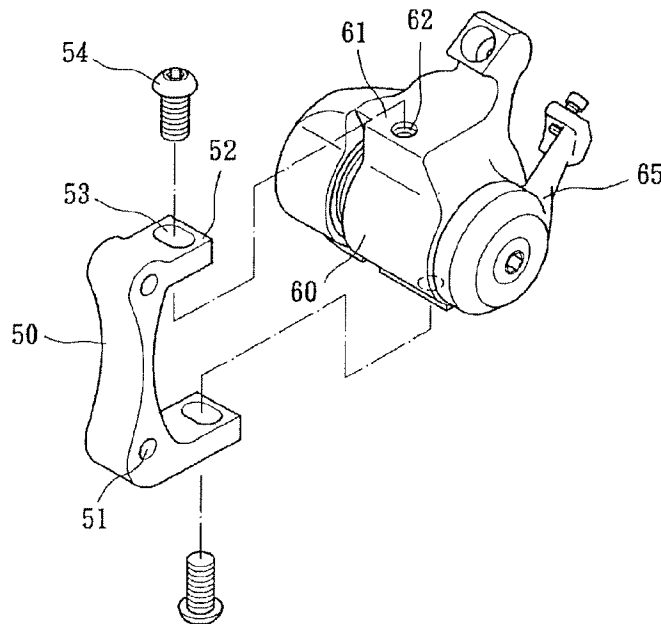
(58) **Field of Classification Search** 188/26, 188/24.11, 24.12, 24.22, 24.19, 72.9, 72.7, 188/72.8, 344, 205 R, 206 R; 280/276
See application file for complete search history.

(56) **References Cited**

U.S. PATENT DOCUMENTS

6,230,850 B1 * 5/2001 Huang 188/24.21

2 Claims, 4 Drawing Sheets




DECLARATION

I, the undersigned, do hereby solemnly, sincerely and truly declare and say as follows:

I am fully conversant in both the English and the Chinese languages and am qualified to translate the assignment between Cheng Wen Chen and HSIN-TECH (SHENZHEN) CO., LTD dated 8 September 2006, a copy of which is attached hereto as Exhibit "A", from Chinese into English and its English translation is attached hereto as Exhibit "B" and I certify that Exhibit "B" is a true translation into English of the assignment.

DECLARED by



Name: IP, Ka Yee

Identification No.: Z635738(6)

Date: 21 September 2006

EXHIBIT A

转让合同

本转让合同由以下双方于 2006 年 9 月 8 日签订：

转让人：Cheng Wen Chen，是台湾居民，其地址为 PO BOX 82-144, TAIPEI。

受让人：HSIN-TECH (SHENZHEN) CO., LTD，是依据中国法律成立并合法存续的有限公司，其注册地址为 THE 3RD INDUSTRIAL PARK, BITOU VILLAGE, SONGGANG TOWN, BAOAN DISTRICT, SHENZHEN, CHINA。

鉴于：

- (A) 转让人为美国注册号第 7011189 号关于《Fine adjusting structure for bicycle disc-brake system》的发明专利（以下称为《发明》）的拥有人，所述发明的资料打印见附。
- (B) 转让人同意按下列条款，将所述发明的所有权利转让给受让人，及执行此转让。

据此，双方现协议如下：

- 1 以人民币一元作为代价（转让人特此告知收到收据），作为实益拥有人的转让人特此出售、转让及让予受让人所述发明的所有权利、产权及利益（包括所述发明由所述发明申请及可能批予美国专利的日期直至该可能批予的专利权期限的所有权利、产权及利益，该等权利与转让人在本转让合同没有订立的情况下所持有的权利完全相同）、对该等权利的过往侵权行为提出诉讼的权利、以及保留任何因该等诉讼而得到的赔偿的权利。
- 2 本转让合同受中国的法律管限，并根据中国的法律解释。双方得受中国法院的非专属司法管辖权管辖。

本合同由开头所述的日期起正式生效。

CHEN CHEN G. WEN

转让人签署

转让人姓名：Cheng Wen Chen

Lisa Hsueh Jean

受让人/受让人法人代表签署

受让人姓名/名称：HSIN-TECH
(SHENZHEN) CO., LTD



US007011189B2

(12) **United States Patent**
Chen

(10) **Patent No.:** US 7,011,189 B2

(45) **Date of Patent:** Mar. 14, 2006

(54) **FINE ADJUSTING STRUCTURE FOR BICYCLE DISC-BRAKE SYSTEM**

6,564,910 B1 * 5/2003 Chen et al. 188/26
2004/0159503 A1 * 8/2004 Juan 188/24.11
2004/0188186 A1 * 9/2004 Chen 188/26

(76) **Inventor:** Cheng Wen Chen, PO Box 82-144, Taipei (TW)

FOREIGN PATENT DOCUMENTS

DE 202004003799 U1 * 6/2004

(*) **Notice:** Subject to any disclaimer, the term of this patent is extended or adjusted under 35 U.S.C. 154(b) by 0 days.

* cited by examiner

(21) **Appl. No.:** 10/785,000

Primary Examiner—Melody M. Burch
(74) *Attorney, Agent, or Firm*—Leong C. Lei

(22) **Filed:** Feb. 25, 2004

(65) **Prior Publication Data**

US 2004/0188186 A1 Sep. 30, 2004

(30) **Foreign Application Priority Data**

Mar. 31, 2003 (TW) 92205263 U

(51) **Int. Cl.**
B62L 5/00 (2006.01)

(52) **U.S. Cl.** 188/26; 188/24.11; 188/205 R; 188/24.22

(58) **Field of Classification Search** 188/26, 188/24.11, 24.12, 24.22, 24.19, 72.9, 72.7, 188/72.8, 344, 205 R, 206 R; 280/276
See application file for complete search history.

(56) **References Cited**

U.S. PATENT DOCUMENTS

6,230,850 B1 * 5/2001 Huang 188/24.21

(57) **ABSTRACT**

A fine adjusting structure for bicycle disc-brake system is disclosed. The disc-brake system comprises a securing seat mounted on to the fork of the bicycle frame and the securing seat being locked with a braking main body having a driving arm, the wheel of the bicycle being mounted with brake disc for the gripping of the braking main body, characterized in that the top and bottom end of the securing seat are respectively protruded out a locking section toward the braking main body and the securing seat is substantially a "C" shaped structure, the top and bottom of the locking section are formed into elongated hole which passes through from top to bottom, the long axis of the elongated hole is extended in the same direction of the wheel axle; and the top and bottom edge of the braking main body are respectively formed into screw holes corresponding to the elongated hole of the locking section of the securing seat.

2 Claims, 4 Drawing Sheets

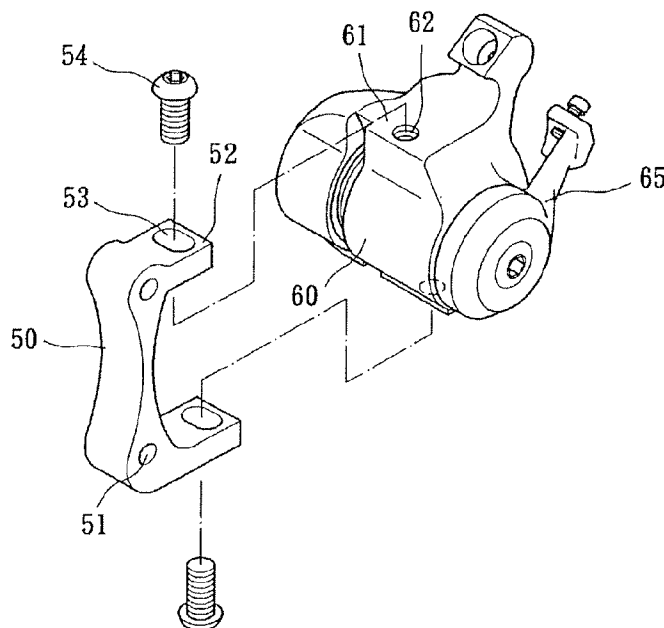


EXHIBIT B

THIS ASSIGNMENT is made on the 8th day of September, 2006

BETWEEN

- (1) Cheng Wen Chen, a citizen of Taiwan of PO BOX 82-144, TAIPEI ("The Assignor")
and
(2) HSIN-TECH (SHENZHEN) CO., LTD, a limited liability company incorporated under the laws of China of THE 3RD INDUSTRIAL PARK, BITOU VILLAGE, SONGGANG TOWN, BAOAN DISTRICT, SHENZHEN, CHINA ("The Assignee")

WHEREAS

- (A) The Assignor is the owner of the US Patent No. US 7,011,189 entitled Fine adjusting structure for bicycle disc-brake system ("the Invention"). Details of the invention is annexed hereto.
(B) The Assignor has agreed to assign all rights in the Invention to the Assignee on the terms set out herein and to execute this Assignment.

IT IS AGREED as follows:

1. In consideration of the sum of RMB\$1 (receipt of which the Assignor hereby acknowledges), the Assignor as beneficial owner hereby sells, assigns and transfers to the Assignee the full and entire rights, title and interests in the Invention for which an application for United States Patent was executed on the date hereof and may be granted therefor, to the full end of the term for which the said patent may be granted, as fully and entirely as the same would have been held by the Assignor had this Assignment not been made, together with the right to sue for past infringements of any such right and to retain any damages obtained as a result of such action.
2. This Assignment shall be governed by and construed in accordance with the laws of China and the parties hereby submit to the non-exclusive jurisdiction of the courts of China.

This Assignment has been entered into on the date stated at the beginning.

SIGNED by the Assignor)
Cheng Wen Chen)

SIGNED by the Assignee's Officer,)
Liao Hsueh Jean for and on behalf of)
HSIN-TECH (SHENZHEN))
CO., LTD)