

PATENT ASSIGNMENT

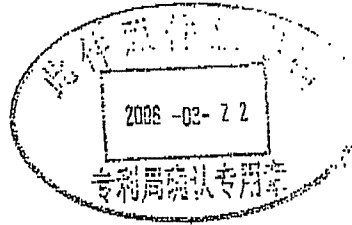
Electronic Version v1.1
 Stylesheet Version v1.1

SUBMISSION TYPE:	NEW ASSIGNMENT
NATURE OF CONVEYANCE:	ASSIGNMENT
CONVEYING PARTY DATA	
Name	Execution Date
Red Sky Systems, Inc.	12/29/2005
RECEIVING PARTY DATA	
Name:	Red Sky Subsea, Ltd.
Street Address:	1 Winsford Way, Boreham Interchange
City:	Chelmsford
State/Country:	UNITED KINGDOM
Postal Code:	CM2 5PD
PROPERTY NUMBERS Total: 1	
Property Type	Number
Patent Number:	6870993
CORRESPONDENCE DATA	
Fax Number:	(617)502-5002
<i>Correspondence will be sent via US Mail when the fax attempt is unsuccessful.</i>	
Phone:	617-248-5000
Email:	kponikiewicz@choate.com
Correspondent Name:	Choate Hall & Stewart LLP
Address Line 1:	Two International Place
Address Line 4:	Boston, MASSACHUSETTS 02110
ATTORNEY DOCKET NUMBER:	2006669-0065
NAME OF SUBMITTER:	Kellan D. Ponikiewicz

Total Attachments: 18
 source=2006669Assignment#page1.tif
 source=2006669Assignment#page2.tif
 source=2006669Assignment#page3.tif
 source=2006669Assignment#page4.tif
 source=2006669Assignment#page5.tif

OP \$40.00 6870993

source=2006669Assignment#page6.tif
source=2006669Assignment#page7.tif
source=2006669Assignment#page8.tif
source=2006669Assignment#page9.tif
source=2006669Assignment#page10.tif
source=2006669Assignment#page11.tif
source=2006669Assignment#page12.tif
source=2006669Assignment#page13.tif
source=2006669Assignment#page14.tif
source=2006669Assignment#page15.tif
source=2006669Assignment#page16.tif
source=2006669Assignment#page17.tif
source=2006669Assignment#page18.tif



To Whom It May Concern:

To the best of my knowledge and belief, the attached copy of the Intellectual Property Assignment by and between Red Sky Systems, Inc. and Red Sky Subsea Ltd. is a true copy of the original document.

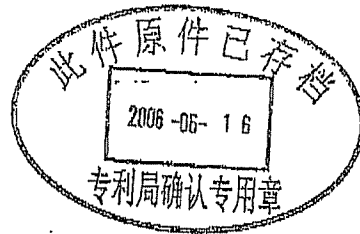
022701

Signed *Susan A. Zeigler*
Susan A. Zeigler, Notary

Date: 2/22/06 2006

Notary Public State Of New Jersey, USA

My Commission Expires 4/1/07



022701

2006

INTELLECTUAL PROPERTY ASSIGNMENT

This Intellectual Property Assignment (the "Assignment"), effective the 29th day of December, 2005, is made and entered into by and between Red Sky Systems, Inc., a Delaware corporation ("Assignor"), and Red Sky Subsea Ltd., a company organized under the laws of England and Wales ("Assignee") (each a "party," and collectively, the "parties"). Capitalized terms used herein but not otherwise defined herein shall have the meanings set forth in the Purchase Agreement (defined below).

WHEREAS, Assignor is the owner of each of (i) the patents and patent applications set forth on Exhibit A (the "Patents"), and (ii) the trademarks and trademark applications set forth on Exhibit B, including any and all goodwill residing therein (the "Trademarks"); and

WHEREAS, Assignor is the owner of, or has valid and subsisting licenses to, Intellectual Property Rights required for the use, modification, manufacture, assembly, testing, support, marketing, licensing, sale and distribution of the Seller Products and improvements thereof; and

WHEREAS, the Patents, Trademarks and Intellectual Property Rights required for the use, modification, manufacture, assembly, testing, support, marketing licensing, sale and distribution of the Seller Products and improvements thereof, are collectively referred to as the "Seller IP"; and

WHEREAS, Assignor and Assignee entered into that certain Asset Purchase Agreement dated December 29, 2005 (the "Purchase Agreement"), pursuant to which Assignee agreed to purchase the Transferred Assets, including all of Assignor's right, title and interest in and to the Seller IP;

NOW, THEREFORE, for the consideration set forth in the Purchase Agreement, the receipt and sufficiency of which are hereby acknowledged, the parties agree as follows:

1. Assignment. (a) Assignor hereby assigns to Assignee all of Assignor's right, title and interest in and to the Seller IP, including without limitation (i) all rights therein provided by international conventions or treaties, and (ii) any and all rights to sue or recover and retain damages and costs and attorneys' fees for past, present and future infringement, dilution, misappropriation, or other violation thereof, and rights for priority and protection of interests therein under the laws of any jurisdiction. Assignor shall not enter into any agreement in conflict with this Agreement.
2. Further Assurances. At the request of Assignee, Assignor shall execute and deliver such documents as Assignee or its counsel may reasonably request to effectuate the purposes of this Assignment. If, for any reason whatsoever, Assignee is unable to obtain Assignor's signature or other cooperation with

respect to any of the foregoing, Assignor hereby irrevocably designates and appoints each of Assignee and its duly authorized agents as its agent and attorney in fact, to act for Assignor and in its behalf and stead to execute all assignment and other documents, testify and take all other actions necessary or appropriate to obtain, maintain, enforce or defend the Seller IP throughout the world, and to transfer, effect, confirm, perfect, record, preserve, protect and enforce all rights, title and interests transferred hereunder, with the same legal force and effect as if any such action were taken by Assignor.

3. Governing Law. This Assignment shall be construed, performed and enforced in accordance with, and governed by, the laws of the Commonwealth of Massachusetts (without giving effect to the principles of conflicts of laws thereof).
4. Counterparts. This Assignment may be executed in counterparts, each of which shall be deemed an original, but all of which shall constitute the same instrument.

12/22/2005 15:05 6039642366

KARIL REIBOLD

PAGE 08/08

IN WITNESS WHEREOF, each party has caused this Assignment to be executed by its duly authorized representative.

RED SKY SYSTEMS, INC.

RED SKY SUBSEA LTD.

By: Karil Reibold
Name: Karil Reibold
Title: Secretary
Date: December 28, 2005

By: _____
Name: Paul Rodgers
Title:
Date: December __, 2005

[Signature Page to Intellectual Property Assignment]


4017454v1

IN WITNESS WHEREOF, each party has caused this Assignment to be executed by its duly authorized representative.

RED SKY SYSTEMS, INC.

RED SKY SUBSEA LTD.

By: _____
Name:
Title:
Date: December __, 2005

By: 
Name: Paul Rodgers
Title: DIRECTOR
Date: December 29, 2005

[Signature Page to Intellectual Property Assignment]

4017454v1

Exhibit A to Intellectual Property AssignmentUnited States Patent Portfolio

DOCKET NO.	TITLE	FILING DATE	APPLICATION NUMBER	STATUS	PUBLICATION NUMBER	PATENT DATE	PATENT NUMBER
9005/5	OPTICAL TRANSMISSION SYSTEM EMPLOYING ERBIUM-DOPED OPTICAL AMPLIFIERS AND RAMAN AMPLIFIERS	12/6/2002	10/313,965	Abandoned	2004/0036959		
9005/58	UNDERSEA OPTICAL TRANSMISSION SYSTEM EMPLOYING LOW POWER CONSUMPTION OPTICAL AMPLIFIERS	3/28/2005	11/091,740	Pending			
9005/22	CABLE STATION FOR AN UNDERSEA OPTICAL TRANSMISSION SYSTEM	10/31/2003	10/699,604	Abandoned	2005/0095006		
9005/66	METHOD AND APPARATUS FOR IDENTIFYING PUMP FAILURES USING AN OPTICAL LINE INTERFACE	5/9/2005	11/125,298	Pending			
9005/47	METHOD FOR COMMERCIALIZING ELEMENTS OF PREVIOUSLY SPECIALIZED COMMUNICATIONS LINKS	12/18/2003	10/739,929	Pending			
9005/35	SUBMARINE OPTICAL TRANSMISSION SYSTEMS HAVING OPTICAL AMPLIFIERS OF UNITARY DESIGN	6/17/2004	10/870,327	Pending			
9005/50	METHOD AND APPARATUS FOR OBTAINING STATUS INFORMATION CONCERNING OPTICAL AMPLIFIERS LOCATED ALONG AN UNDERSEA OPTICAL TRANSMISSION LINE USING COTDR	1/7/2005	11/031,518	Pending			
9005/63	METHOD AND APPARATUS FOR IN-SERVICE MONITORING OF A REGIONAL UNDERSEA OPTICAL TRANSMISSION SYSTEM USING COTDR	1/7/2005	11/031,517	Pending			
9005/16	OTDR ARRANGEMENT FOR DETECTING FAULTS IN AN OPTICAL TRANSMISSION SYSTEM EMPLOYING TWO PAIRS OF UNIDIRECTIONAL OPTICAL FIBERS	10/31/2003	10/699,583	GRANTED	2004/0146305	1/11/2005	6,842,586
9005/65	COTDR ARRANGEMENT FOR AN UNDERSEA OPTICAL TRANSMISSION SYSTEM COMPRISING MULTIPLE CABLE STATIONS AND MULTIPLE TRANSMISSION	4/27/2005	11/116,134	Pending			

DOCKET NO.	TITLE	FILING DATE	APPLICATION NUMBER	STATUS	PUBLICATION NUMBER	PATENT DATE	PATENT NUMBER
	SEGMENTS						
9005/32	METHOD AND APPARATUS FOR OBTAINING STATUS INFORMATION CONCERNING AN IN-SERVICE OPTICAL TRANSMISSION LINE	3/5/2004	10/794,178	Pending			
9005/48	COTDR ARRANGEMENT WITH SWEPT FREQUENCY PULSE GENERATOR FOR AN OPTICAL TRANSMISSION SYSTEM	3/5/2004	10/794,174	Pending			
9005/8	OTDR ARRANGEMENT FOR DETECTING FAULTS IN AN OPTICAL TRANSMISSION SYSTEM ON A SPAN BY SPAN BASIS	7/11/2003	10/618,259	Published	2004/0037555		
9005/4	ADAPTOR ARRANGEMENT FOR DETECTING FAULTS IN AN OPTICALLY AMPLIFIED MULTI-SPAN TRANSMISSION SYSTEM USING A REMOTELY LOCATED OTDR	6/13/2003	10/462,011	Published	2004/0047629		
9005/10	METHOD AND APPARATUS FOR USING OPTICAL IDLER TONES FOR PERFORMANCE MONITORING IN A WDM OPTICAL TRANSMISSION SYSTEM	7/3/2003	10/613,521	Published	2004/0096214		
9005/7	METHOD AND APPARATUS FOR PROVIDING A COMMON OPTICAL LINE MONITORING AND SERVICE CHANNEL OVER A WDM OPTICAL TRANSMISSION SYSTEM	7/11/2003	10/618,454	Published	2004/0047295		
9005/9	METHOD AND APPARATUS FOR PROVIDING A TERMINAL INDEPENDENT INTERFACE BETWEEN A TERRESTRIAL OPTICAL TERMINAL AND AN UNDERSEA TRANSMISSION PATH	7/16/2003	10/621,028	Abandoned	2004/0126119		
9005/26	OPTICAL SUPERVISORY CHANNEL TRANSLATOR	6/3/2005	11/145,008	Pending			
9005/39	IDLER TONE BLOCKER	4/23/2004	10/831,338	Pending			
9005/45 CIP	OPTICAL PERFORMANCE MONITORING BETWEEN TERMINAL EQUIPMENT AND AN OPTICAL INTERFACE TO AN OPTICAL SUBMARINE	3/3/2004	10/792,268	Published	2005/0013610		

DOCKET NO.	TITLE	FILING DATE	APPLICATION NUMBER	STATUS	PUBLICATION NUMBER	PATENT DATE	PATENT NUMBER
	TRANSMISSION LINE						
9005/19	METHOD AND APPARATUS FOR PERFORMING SYSTEM MONITORING IN A TERMINAL INDEPENDENT INTERFACE LOCATED BETWEEN A TERRESTRIAL OPTICAL TERMINAL AND AN UNDERSEA OPTICAL TRANSMISSION SYSTEM	7/19/2003	10/621,115	Published	2004/0096215		
9005/34	METHOD AND APPARATUS FOR COMMUNICATING WITH POWER FEED EQUIPMENT REMOTELY LOCATED FROM A CABLE STATION EMPLOYED IN AN UNDERSEA OPTICAL TRANSMISSION SYSTEM	7/1/2004	10/883,040	Pending			
9005/17	MODULAR DISPERSION COMPENSATOR	7/11/2003	10/619,094	Abandoned	2005/0008267		
9005/23	UNDERSEA BRANCHING UNIT FOR AN UNDERSEA OPTICAL TRANSMISSION SYSTEM	10/16/2003	10/887,644	GRANTED	2005/0084207	8/23/2005	6,934,442
9005/24	ELECTRICAL AND OPTICAL ISOLATING UNIT FOR AN UNDERSEA BRANCHING UNIT	10/22/2004	10/971,537	Abandoned			
9005/6	METHOD AND APPARATUS FOR SHARING PUMP ENERGY FROM A SINGLE PUMP ARRANGEMENT TO OPTICAL FIBERS LOCATED IN DIFFERENT FIBER PAIRS	8/20/2003	10/646,351	GRANTED	2004/0138056	8/16/2005	6,930,825
9005/11	OPTICAL AMPLIFIER MODULE HOUSED IN A UNIVERSAL CABLE JOINT FOR AN UNDERSEA OPTICAL TRANSMISSION SYSTEM	10/16/2003	10/887,547	Abandoned	2004/0160663		
9005/12	METHOD AND APPARATUS FOR ELECTRICALLY ISOLATING AN OPTICAL AMPLIFIER MODULE HOUSED IN A UNIVERSAL CABLE JOINT	11/17/2003	10/715,330	GRANTED	2004/0196529	7/12/2005	6,917,465
9005/13	INTERCONNECT INCLUDING A REPEATER FOR AN OPTICAL TRANSMISSION CABLE	10/24/2003	10/693,614	GRANTED	2005/0036751	3/22/2005	6,870,993
9005/15	METHOD AND APPARATUS FOR DISTRIBUTING PUMP ENERGY TO AN OPTICAL AMPLIFIER ARRAY IN AN ASYMMETRIC MANNER	4/17/2003	10/417,657	Abandoned	2004/0207912		

DOCKET NO.	TITLE	FILING DATE	APPLICATION NUMBER	STATUS	PUBLICATION NUMBER	PATENT DATE	PATENT NUMBER
9005/21	HERMETICALLY SEALED OPTICAL FIBER FERRULE ASSEMBLY SUPPORTING MULTIPLE OPTICAL FIBERS	10/31/2003	10/699,605	Pending			
9005/28	THERMAL MANAGEMENT OF AN OPTICAL AMPLIFIER MODULE HOUSED IN A UNIVERSAL CABLE JOINT	3/12/2004	10/800,424	Abandoned			
9005/29	OVER-MOLDED ULTRA SMALL FORM FACTOR OPTICAL REPEATER	3/12/2004	10/800,425	Pending			
9005/57 CIP	ELECTRICAL INSULATING RING LOCATED BETWEEN AN END CAP AND A TENSION SLEEVE OF AN UNDERSEA PRESSURE VESSEL HOUSING AN OPTICAL AMPLIFIER MODULE	6/16/2004	10/869,828	ALLOWED	2005/0105154		
9005/61 CIP	OPTICAL AMPLIFIER MODULE HOUSED IN A FACTORY CABLE JOINT	9/21/2004	10/946,351	Pending			
9005/64	AN APPARATUS FOR CONCATENATING A PLURALITY OF UNDERSEA PRESSURE VESSELS EACH HOUSING AN OPTICAL AMPLIFIER MODULE	10/29/2004	10/976,603	Abandoned			
9005/67	ARTICULATING REPEATER	5/13/2005	60/681,063	Pending			
9005/14	HERMETICALLY SEALED OPTICAL AMPLIFIER MODULE TO BE INTEGRATED INTO A PRESSURE VESSEL FOR UNDERSEA APPLICATIONS	12/19/2003	10/741,809	Published	2004/0175092		
9005/27 CIP	DIELECTRIC COATING FOR AN OPTICAL REPEATER PRESSURE VESSEL	10/18/2004	10/967,717	Pending			
9005/38	AN UNDERSEA OPTICAL AMPLIFIER MODULE HAVING COUPLED OUTBOARD SPLICE	6/18/2004	60/602,408	Pending			
9005/49	TERNARY CERAMIC DIELECTRIC COATING FOR AN OPTICAL REPEATER PRESSURE VESSEL	10/18/2004	10/967,720	Pending			
9005/64	METHOD AND APPARATUS FOR PERFORMING ELECTRODING IN AN UNDERSEA OPTICAL TRANSMISSION SYSTEM EMPLOYING SMALL FORM FACTOR REPEATERS	4/27/2005	11/116,101	Abandoned			

DOCKET NO.	TITLE	FILING DATE	APPLICATION NUMBER	STATUS	PUBLICATION NUMBER	PATENT DATE	PATENT NUMBER
9005/41	UNDERSEA OPTICAL TRANSMISSION SYSTEM EMPLOYING RAMAN GAIN TO MITIGATE SHALLOW WATER REPAIR PENALTIES	12/1/2003	10/725,199	Abandoned	2004/0196532		
9005/2	OPTICAL COMMUNICATION SYSTEM HAVING AN ANTIRESONANT DISPERSION MAP SUPPRESSING FORWARD MIXING AND CROSS PHASE MODULATION	8/3/2003	10/453,898	Published	2004/0037562		
9005/3	METHOD AND APPARATUS FOR PROVIDING STAGGERED GROUPWISE DISPERSION COMPENSATION IN A WDM OPTICAL COMMUNICATION SYSTEM	5/8/2003	10/430,358	Pending			
9005/1	MODULAR DISPERSION MAP FOR AN OPTICAL COMMUNICATION SYSTEM	7/3/2003	10/613,506	Published	2004/0096223		
9005/20	OPTICAL REPEATER EMPLOYED IN AN OPTICAL COMMUNICATION SYSTEM HAVING A MODULAR DISPERSION MAP	7/3/2003	10/613,917	Published	2004/0037568		

International Patent Portfolio

DOCKET NO.	TITLE	COUNTRY	STATUS	APPLICATION NO.	FILING DATE
9005/4 PCT	ADAPTOR ARRANGEMENT FOR DETECTING FAULTS IN AN OPTICALLY AMPLIFIED MULTI-SPAN TRANSMISSION SYSTEM USING A REMOTELY LOCATED OTDR	PCT	Nationalized	PCT/US03/26108	8/20/2003
9005/4 CA	"	CANADA	Pending	2,496,206	8/20/2003
9005/4 EP	"	EUROPE	Pending	03749088.5	8/20/2003
9005/4 NO	"	NORWAY	Pending	2005 1458	8/20/2003

DOCKET NO.	TITLE	COUNTRY	STATUS	APPLICATION NO.	FILING DATE
9005/5 PCT	OPTICAL TRANSMISSION SYSTEM EMPLOYING ERBIUM-DOPED OPTICAL AMPLIFIERS AND RAMAN AMPLIFIERS	PCT	Nationalized	PCT/US03/26107	8/20/2003
9005/5 CA	"	CANADA	Pending	2,496,185	8/20/2003
9005/5 EP	"	EUROPE	Pending	03749087.7	8/20/2003
9005/5 NO	"	NORWAY	Pending	2005 1452	8/20/2003
9005/6 PCT	METHOD AND APPARATUS FOR SHARING PUMP ENERGY FROM A SINGLE PUMP ARRANGEMENT TO OPTICAL FIBERS LOCATED IN DIFFERENT FIBER PAIRS	PCT	Nationalized	PCT/US03/26106	8/20/2003
9005/6 CA	"	CANADA	Pending	2,496,310	8/20/2003
9005/6 CN	"	CHINA	ABANDONED	03622232.9	8/20/2003
9005/6 EP	"	EUROPE	Pending	03749086.9	8/20/2003
9005/8 JP	"	JAPAN	Pending	2004-531148	8/20/2003
9005/6 NO	"	NORWAY	Pending	2005 1449	8/20/2003
9005/8 PCT	OTDR ARRANGEMENT FOR DETECTING FAULTS IN AN OPTICAL TRANSMISSION SYSTEM ON A SPAN BY SPAN BASIS	PCT	Nationalized	PCT/US03/26109	8/20/2003
9005/8 CA	"	CANADA	Pending	2,496,237	8/20/2003

DOCKET NO.	TITLE	COUNTRY	STATUS	APPLICATION NO.	FILING DATE
9005/8 EP	"	EUROPE	Pending	03793145.8	8/20/2003
9005/8 NO	"	NORWAY	Pending	2005 1460	8/20/2003
9005/9 PCT	METHOD AND APPARATUS FOR PROVIDING A TERMINAL INDEPENDENT INTERFACE BETWEEN A TERRESTRIAL OPTICAL TERMINAL AND AN UNDERSEA TRANSMISSION PATH.	PCT	Nationalized	PCT/US03/28103	8/20/2003
9005/9 CA	"	CANADA	Pending	2,496,183	8/20/2003
9005/9 CN	"	CHINA	ABANDONED	03819763.4	8/20/2003
9005/9 EP	"	EUROPE	Pending	03793185.4	8/20/2003
9005/9 JP	"	JAPAN	Pending	2004-531146	8/20/2003
9005/9 NO	"	NORWAY	Pending	2005 1462	8/20/2003
9005/11 PCT	OPTICAL AMPLIFIER MODULE HOUSED IN A UNIVERSAL CABLE JOINT FOR AN UNDERSEA OPTICAL TRANSMISSION SYSTEM	PCT	Nationalized	PCT/US03/38966	11/19/2003
9005/11 CA	"	CANADA	Pending	Not yet known	11/19/2003
9005/11 CN	"	CHINA	Abandoned	Not yet known	11/19/2003
9005/11 EP	"	EUROPE	Pending	03789831.9	11/19/2003
9005/11 JP	"	JAPAN	Pending	2004-553933	11/19/2003
9005/11 NO	"	NORWAY	Pending	2005 2913	11/19/2003
9005/12 PCT	METHOD AND APPARATUS FOR ELECTRICALLY ISOLATING AN OPTICAL AMPLIFIER MODULE HOUSED IN A UNIVERSAL CABLE JOINT	PCT	Nationalized	PCT/US03/039811	12/15/2003

DOCKET NO.	TITLE	COUNTRY	STATUS	APPLICATION NO.	FILING DATE
9005/12 CA	"	CANADA	Pending	Not yet known	12/15/2003
9005/12 CN	"	CHINA	Abandoned	Not yet known	12/15/2003
9005/12 EP	"	EUROPE	Pending	03813448.2	12/15/2003
9005/12 JP	"	JAPAN	Pending	Not yet known	12/15/2003
9005/12 NO	"	NORWAY	Pending	2006 3406	12/15/2003
9005/14 PCT	HERMETICALLY SEALED OPTICAL AMPLIFIER MODULE TO BE INTEGRATED INTO A PRESSURE VESSEL FOR UNDERSEA APPLICATIONS	PCT	Nationalized	PCT/US03/40708	12/19/2003
9005/14 CA	"	CA	Pending	Not yet known	12/19/2003
9005/14 EP	"	EUROPE	Pending	03813808.7	12/19/2003
9005/14 NO	"	NORWAY	Pending	2005 3515	12/19/2003
9005/15 PCT	METHOD AND APPARATUS FOR DISTRIBUTING PUMP ENERGY TO AN OPTICAL AMPLIFIER ARRAY IN AN ASYMMETRIC MANNER	PCT	Pending	PCT/US04/12100	4/19/2004
9005/17 PCT	MODULAR DISPERSION COMPENSATOR	PCT	Pending	PCT/US04/22106	7/12/2004
9005/19 PCT	METHOD AND APPARATUS FOR PERFORMING SYSTEM MONITORING IN A TERMINAL INDEPENDENT INTERFACE LOCATED BETWEEN A TERRESTRIAL OPTICAL TERMINAL AND AN UNDERSEA OPTICAL TRANSMISSION SYSTEM	PCT	Nationalized	PCT/US03/26105	8/20/2003
9005/19 CA	"	CANADA	Pending	2,496,309	8/20/2003
9005/19 EP	"	EUROPE	Pending	03793187.0	8/20/2003
9005/19 NO	"	NORWAY	Pending	2005 1450	8/20/2003

DOCKET NO.	TITLE	COUNTRY	STATUS	APPLICATION NO.	FILING DATE
9005/21 PCT	HERMETICALLY SEALED OPTICAL FIBER FERRULE ASSEMBLY SUPPORTING MULTIPLE OPTICAL FIBERS	PCT	Pending	PCT/US04/37996	10/29/2004
9005/22 PCT	CABLE STATION FOR AN UNDERSEA OPTICAL TRANSMISSION SYSTEM	PCT	Pending	PCT/US04/36316	10/29/2004
9005/23 PCT	UNDERSEA BRANCHING UNIT FOR AN UNDERSEA OPTICAL TRANSMISSION SYSTEM	PCT	Pending	PCT/US04/34222	10/15/2004
9005/27 PCT	DIELECTRIC COATING FOR AN OPTICAL REPEATER PRESSURE VESSEL	PCT	Pending	PCT/US04/38590	11/17/2004
9005/28 PCT	THERMAL MANAGEMENT OF AN OPTICAL AMPLIFIER MODULE HOUSED IN A UNIVERSAL CABLE JOINT	PCT	Pending	PCT/US05/08394	3/11/2005
9005/29 PCT	OVER-MOLDED ULTRA SMALL FORM FACTOR OPTICAL REPEATER	PCT	Pending	PCT/US05/08393	3/11/2005
9005/32 PCT	METHOD AND APPARATUS FOR OBTAINING STATUS INFORMATION CONCERNING AN IN-SERVICE OPTICAL TRANSMISSION LINE	PCT	Pending	PCT/US05/07450	3/4/2005
9005/38 PCT	AN UNDERSEA OPTICAL AMPLIFIER MODULE HAVING COUPLED OUTBOARD SPLICE	PCT	Pending	Not yet known	8/18/2005
9005/39 PCT	IDLER TONE BLOCKER	PCT	Pending	PCT/US05/13717	4/22/2005
9005/41 PCT	UNDERSEA OPTICAL TRANSMISSION SYSTEM EMPLOYING RAMAN GAIN TO MITIGATE SHALLOW WATER REPAIR PENALTIES	PCT	Pending	PCT/US04/40101	12/1/2004

DOCKET NO.	TITLE	COUNTRY	STATUS	APPLICATION NO.	FILING DATE
9005/45 PCT	OPTICAL PERFORMANCE MONITORING BETWEEN TERMINAL EQUIPMENT AND AN OPTICAL INTERFACE TO AN OPTICAL SUBMARINE TRANSMISSION LINE	PCT	Pending	PCT/US05/06905	3/3/2005
9005/47 PCT	METHOD FOR COMMODITIZING ELEMENTS OF PREVIOUSLY SPECIALIZED COMMUNICATIONS LINKS	PCT	Pending	PCT/US04/42113	12/16/2004
9005/48 PCT	COTDR ARRANGEMENT WITH SWEPT FREQUENCY PULSE GENERATOR FOR AN OPTICAL TRANSMISSION SYSTEM	PCT	Pending	PCT/US05/07451	3/4/2005
9005/49 PCT	TERNARY CERAMIC DIELECTRIC COATING FOR AN OPTICAL REPEATER PRESSURE VESSEL	PCT	Pending	PCT/US04/36589	11/17/2004
9005/50 PCT	METHOD AND APPARATUS FOR OBTAINING STATUS INFORMATION CONCERNING OPTICAL AMPLIFIERS LOCATED ALONG AN UNDERSEA OPTICAL TRANSMISSION LINE USING COTDR	PCT	Pending	PCT/US05/00450	1/7/2005
9005/54 PCT	AN APPARATUS FOR CONCATONATING A PLURALITY OF UNDERSEA PRESSURE VESSELS EACH HOUSING AN OPTICAL AMPLIFIER MODULE	PCT	Pending	PCT/US05/005613	2/23/2005
9005/56 PCT	UNDERSEA OPTICAL TRANSMISSION SYSTEM EMPLOYING LOW POWER CONSUMPTION OPTICAL AMPLIFIERS	PCT	Pending	PCT/US05/10419	3/29/2005
9005/57 PCT	ELECTRICAL INSULATING RING LOCATED BETWEEN AN END CAP AND A TENSION SLEEVE OF AN UNDERSEA PRESSURE VESSEL HOUSING AN OPTICAL AMPLIFIER MODULE	PCT	Pending	PCT/US04/38568	11/17/2004

DOCKET NO.	TITLE	COUNTRY	STATUS	APPLICATION NO.	FILING DATE
9005/63 PCT	METHOD AND APPARATUS FOR IN-SERVICE MONITORING OF A REGIONAL UNDERSEA OPTICAL TRANSMISSION SYSTEM USING COTDR	PCT	Pending	PCT/US05/00448	1/7/2005

Exhibit B to Intellectual Property Assignment

Common law rights in and to the following trademarks and the goodwill embodied therein:

1. RED SKY SYSTEMS
2. RED SKY
3. RED SKY (& Design)
4. RED SKY EMS
5. RED SKY OLI
6. RED SKY OLI EMS
7. RED SKY LME