

PATENT ASSIGNMENT

Electronic Version v1.1
 Stylesheet Version v1.1

SUBMISSION TYPE:	NEW ASSIGNMENT
NATURE OF CONVEYANCE:	Release of Security Agreement

CONVEYING PARTY DATA

Name	Execution Date
Credit Suisse, Cayman Islands Branch, as Collateral Agent	09/01/2009
Wilmington Trust FSB, as Collateral Agent	09/01/2009

RECEIVING PARTY DATA

Name:	Camcar Intellectual Properties, LLC
Street Address:	360 North Crescent Drive, South Building
City:	Beverly Hills
State/Country:	CALIFORNIA
Postal Code:	90210

Name:	King Holding Corporation
Street Address:	3 Allied Drive, Suite 109
City:	Dedham
State/Country:	MASSACHUSETTS
Postal Code:	02026

Name:	King Holding US Corporation
Street Address:	360 North Crescent Drive, South Building
City:	Beverly Hills
State/Country:	CALIFORNIA
Postal Code:	90210

Name:	Avdel Cherry LLC
Street Address:	840 W. Long Lake, Suite 450
City:	Troy
State/Country:	MICHIGAN
Postal Code:	48098

Name:	Cherry Aerospace LLC
--------------	----------------------

OP \$2040.00 7026751

Street Address:	80 Westminster Street
City:	Providence
State/Country:	RHODE ISLAND
Postal Code:	02903

Name:	Flexalloy Inc.
Street Address:	840 W. Long Lake, Suite 450
City:	Troy
State/Country:	MICHIGAN
Postal Code:	48098

Name:	Burkland Textron Inc.
Street Address:	840 W. Long Lake, Suite 450
City:	Troy
State/Country:	MICHIGAN
Postal Code:	48098

Name:	Wolverine Metal Specialties, Inc.
Street Address:	840 W. Long Lake, Suite 450
City:	Troy
State/Country:	MICHIGAN
Postal Code:	48098

Name:	Elco Fastening Systems LLC
Street Address:	840 W. Long Lake, Suite 450
City:	Troy
State/Country:	MICHIGAN
Postal Code:	48098

Name:	Camcar LLC
Street Address:	40 Westminster Street
City:	Providence
State/Country:	RHODE ISLAND
Postal Code:	02903

Name:	TFS Fastening Systems LLC
Street Address:	840 W. Long Lake, Suite 450
City:	Troy
State/Country:	MICHIGAN
Postal Code:	48098

Name:	Ring Screw LLC
Street Address:	840 W. Long Lake, Suite 450
City:	Troy
State/Country:	MICHIGAN
Postal Code:	48098

PROPERTY NUMBERS Total: 51

Property Type	Number
Patent Number:	7026751
Patent Number:	4701990
Patent Number:	4958970
Patent Number:	5653370
Patent Number:	4897000
Patent Number:	5315740
Patent Number:	5104020
Patent Number:	5035130
Patent Number:	5248230
Patent Number:	5346350
Patent Number:	5551820
Patent Number:	5588500
Patent Number:	6081980
Patent Number:	5634260
Patent Number:	5697140
Patent Number:	5694670
Patent Number:	4904130
Patent Number:	4969790
Patent Number:	5102270
Patent Number:	6389680
Patent Number:	6447400
Patent Number:	6637100
Patent Number:	6447230
Patent Number:	6537010
Patent Number:	6886230
Patent Number:	6449820

Patent Number:	6883220
Patent Number:	6817820
Patent Number:	6004086
Patent Number:	6905047
Patent Number:	4717300
Patent Number:	4790470
Patent Number:	5478280
Patent Number:	5697141
Patent Number:	5778516
Patent Number:	6826820
Patent Number:	6966342
Patent Number:	7438773
Patent Number:	7503106
Patent Number:	7237424
Patent Number:	7258517
Patent Number:	7192232
Patent Number:	5630686
Application Number:	10513529
Application Number:	10549734
Application Number:	10520541
Application Number:	10545906
Application Number:	10545908
Application Number:	10439262
Application Number:	10545335
Application Number:	10516355

CORRESPONDENCE DATA

Fax Number: (866)826-5420
Correspondence will be sent via US Mail when the fax attempt is unsuccessful.
Phone: 3016380511
Email: ipresearchplus@comcast.net
Correspondent Name: IP Research Plus, Inc.
Address Line 1: 21 Tadcaster Circle
Address Line 2: Attn: Penelope J.A. Agodoa
Address Line 4: Waldorf, MARYLAND 20602

ATTORNEY DOCKET NUMBER:	34863
-------------------------	-------

NAME OF SUBMITTER:

Penelope J.A. Agodoa

Total Attachments: 8

source=34863#page1.tif

source=34863#page2.tif

source=34863#page3.tif

source=34863#page4.tif

source=34863#page5.tif

source=34863#page6.tif

source=34863#page7.tif

source=34863#page8.tif

RECORDATION FORM COVER SHEET PATENTS ONLY

To the Director of the U.S. Patent and Trademark Office: Please record the attached documents or the new address(es) below.

1. Name of conveying party(ies)

Credit Suisse, Cayman Islands Branch, as Collateral Agent
Wilmington Trust FSB, as Collateral Agent

Additional name(s) of conveying party(ies) attached? Yes No

3. Nature of conveyance/Execution Date(s):

Execution Date(s) 9/1/09

- Assignment Merger
- Security Agreement Change of Name
- Joint Research Agreement
- Government Interest Assignment
- Executive Order 9424, Confirmatory License
- Other Release of Security Agreement

2. Name and address of receiving party(ies)

Name: Camcar Intellectual Properties, LLC

Internal Address: _____

Street Address: 360 North Crescent Drive, South Building

City: Beverly Hills

State: California

Country: USA Zip: 90210

Additional name(s) & address(es) attached? Yes No

4. Application or patent number(s):

This document is being filed together with a new application.

A. Patent Application No.(s)
PLEASE SEE ATTACHED SCHEDULE

B. Patent No.(s)
PLEASE SEE ATTACHED SCHEDULE

Additional numbers attached? Yes No

5. Name and address to whom correspondence concerning document should be mailed:

Name: IP Research Plus

Internal Address: _____
Attn: Penelope J.A. Agodoa

Street Address: _____
21 Tadcaster Circle

City: Waldorf

State: MD Zip: 20602

Phone Number: 301-638-0511

Fax Number: 866-826-5420

Email Address: orders@ipresearchplus.com

6. Total number of applications and patents involved: 51

7. Total fee (37 CFR 1.21(h) & 3.41) \$ _____

- Authorized to be charged by credit card
- Authorized to be charged to deposit account
- Enclosed
- None required (government interest not affecting title)


8. Payment Information

a. Credit Card Last 4 Numbers _____
Expiration Date _____

b. Deposit Account Number _____

Authorized User Name _____

9. Signature:



Signature

9/15/09
Date

Maya Wolfson
Name of Person Signing

Total number of pages including cover sheet, attachments, and documents:

Documents to be recorded (including cover sheet) should be faxed to (571) 273-0140, or mailed to:
Mail Stop Assignment Recordation Services, Director of the USPTO, P.O.Box 1450, Alexandria, V.A. 22313-1450

Additional Receiving Parties

King Holding Corporation	3 Allied Drive, Suite 109, Dedham, Massachusetts 02026
King Holding US Corporation	360 North Crescent Drive, South Building, Beverly Hills, California 90210
Avdel Cherry LLC	840 W. Long Lake, Suite 450, Troy, Michigan 48098
Cherry Aerospace LLC	40 Westminster Street, Providence, Rhode Island 02903
Flexalloy Inc.	840 W. Long Lake, Suite 450, Troy, Michigan 48098
Burkland Textron Inc.	840 W. Long Lake, Suite 450, Troy, Michigan 48098
Wolverine Metal Specialties, Inc.	840 W. Long Lake, Suite 450, Troy, Michigan 48098
Elco Fastening Systems LLC	840 W. Long Lake, Suite 450, Troy, Michigan 48098
Camcar LLC	40 Westminster Street, Providence, Rhode Island 02903
TFS Fastening Systems LLC	840 W. Long Lake, Suite 450, Troy, Michigan 48098
Ring Screw LLC	840 W. Long Lake, Suite 450, Troy, Michigan 48098

RELEASE OF PATENT SECURITY INTEREST, dated as of September 1, 2009, by CREDIT SUISSE, CAYMAN ISLANDS BRANCH ("**CS**"), as former collateral agent under the Security Agreement (defined below) (in such capacity, the "**Former Agent**") and WILMINGTON TRUST FSB ("**WT**"), as collateral agent under the Security Agreement (defined below).

A. Reference is made to the Term Loan Guarantee and Collateral Agreement dated as of August 11, 2006 (as amended, supplemented or otherwise modified from time to time, the "**Security Agreement**"), among KING HOLDING CORPORATION ("**Holdings**"), ACUMENT GLOBAL TECHNOLOGIES, INC. (f/k/a TFS Acquisition Corporation) (the "**Borrower**"), the subsidiaries of the Borrower party thereto and the Former Agent. Capitalized terms used herein and not otherwise defined herein shall have the meanings specified in the Security Agreement.

B. Reference is made to the Term Loan Patent Security Agreement dated August 11, 2006 (the "**Patent Security Agreement**"), among Holdings, the Borrower, the subsidiaries of the Borrower party thereto and the Former Agent, pursuant to which, among other things, each Grantor granted a security interest to the Former Agent, for the benefit of certain secured parties named therein, in, among other things, certain registered patents of the Grantors listed in an attachment to the Patent Security Agreement, which security interest was recorded on January 26, 2007 with the United States Patent & Trademark Office (the "**PTO**").

C. Pursuant to the Successor Agent Agreement dated as of April 23, 2009 (as amended, supplemented or otherwise modified from time to time, the "**Successor Agent Agreement**"), between WT and CS, CS, as former administrative agent and former collateral agent under the Term Loan Credit Agreement, the Security Agreement and the Patent Security Agreement, has assigned all its right, title and interest in the Patents (defined below) to WT, as successor administrative agent and successor collateral agent (in such capacity, the "**Agent**"). Until now, CS has remained the secured party of record with the PTO.

D. As described in the letter dated as of September 1, 2009 to CS, Wells Fargo Foothill, Inc. and WT, it has recently come to the attention of Holdings, the Borrower, the Former Agent and the Agent that the patents identified on Schedule I hereto (the "**Non-Grantor Patents**"), which were included in the list of patents attached to the Patent Security Agreement, and in which a security interest was purportedly granted to the Former Agent, should now be removed from the list of patents in which a security interest was purportedly granted under the Patent Security Agreement. No Non-Grantor Patent is now owned by any Grantor because no Grantor ever owned such Non-Grantor Patent, such Grantor that owned such Non-Grantor Patent has since sold, transferred, canceled, abandoned or otherwise disposed of such Non-Grantor Patent or such Non-Grantor Patent has expired. Accordingly, none of the Non-Grantor Patents are subject to a security interest in favor of the Former Agent or the Agent.

E. The Former Agent and the Agent now desire to remove the Non-Grantor Patents from the list of patents in which a security interest was purportedly granted under the Patent Security Agreement, recognizing that (notwithstanding the filing of the Patent Security Agreement), no security interest in favor of the Former Agent or the Agent actually exists because the Grantors do not own the Non-Grantor Patents, and in that connection the Former Agent and the Agent are willing to execute this Release to release all right, title and interest, if any, to the Non-Grantor Patents granted under the Security Agreement, the Patent Security Agreement and the Successor Agent Agreement.

SECTION 1. **Release.** Accordingly, for good and valuable consideration, the receipt and sufficiency of which are hereby acknowledged, the Former Agent and the Agent confirm that they have no security interest or other right, title and interest in and to the Non-Grantor Patents pursuant to the Security Agreement, the Patent Security Agreement and the Successor Agent Agreement, and any right, title and interest (including, without limitation, security interests) of the Agent in and to the Non-Grantor Patents pursuant to the Security Agreement, the Patent Security Agreement and the Successor Agent Agreement are hereby released and terminated, and the Former Agent confirms such release and termination.

SECTION 2. **Miscellaneous.**

(a) This Release may be executed in counterparts (and by different parties hereto on different counterparts), each of which shall constitute an original, but all of which when taken together shall constitute a single contract. This Release shall become effective when it shall have been executed by each party hereto and thereafter shall be binding upon and inure to the benefit of the parties hereto and their respective successors and assigns. Delivery of an executed counterpart of a signature page of this Release by electronic submission shall be effective as delivery of a manually executed counterpart of this Release.


(b) THIS RELEASE SHALL BE CONSTRUED IN ACCORDANCE WITH AND GOVERNED BY THE LAWS OF THE STATE OF NEW YORK.


(c) Section headings used herein are for convenience of reference only, are not part of this Release and are not to affect the construction of, or to be taken into consideration in interpreting, this Release.

[The remainder of this page intentionally left blank]

IN WITNESS WHEREOF, the parties hereto have caused this Release to be duly executed by their respective duly authorized officers as of the day and year first above written.

CREDIT SUISSE, CAYMAN ISLANDS
BRANCH, as the Former Agent,

By 
Name: JOHN D. TORONTO
Title: DIRECTOR

By 
Name: CHRISTOPHER REO DAY
Title: ASSOCIATE

WILMINGTON TRUST FSB, as the Agent,

By _____
Name:
Title:


IN WITNESS WHEREOF, the parties hereto have caused this Release to be duly executed by their respective duly authorized officers as of the day and year first above written.

CREDIT SUISSE, CAYMAN ISLANDS
BRANCH, as the Former Agent,

By _____
Name:
Title:

By _____
Name:
Title:

WILMINGTON TRUST FSB, as the Agent,

By  _____
Name: **BORIS TREYGER**
Title: **VICE PRESIDENT**

Schedule I

United States Patents

A. Patents

<u>Patent Description</u>	<u>Patent Number</u>	<u>Application Number</u>
Material For Shadow Mask, Method For Production Thereof, Shadow Mask Comprising The Material And Picture Tube Using The Shadow Mask	7026751	10/432379
Ball-And-Socket Joint Assembly Tool And Method	4701990	06/937179
Graduated-Load Spring Washer System For Screws And Threaded Fasteners	4958970	07/233291
Explosive Powder Charge Operated Fastening Element Setting Tool	5653370	08/583368
Clamping Mechanism For An Apparatus For Drilling Or Countersinking Holes In A Workpiece	4897000	07/352458
Hook For Hook And Loop Fasteners	5315740	07/932633
Apparatus For Carrying A Load	5104020	07/487965
Antirotaion Straightening Machine	5035130	07/386769
Device For Tapping Within Die	5248230	07/935278
Hot Melt Adhesive Applicator	5346350	08/163151
Shoe Hook Spike And Method Of Utilizing Same For Securing A Tackless Strip Against A Wall When Installing Carpet	5551820	08/319459
Elevatable Work Facility	5588500	08346230
Ecliptic Drive	6081980	09250591
Method Of Making A Magnetoiresistive Device Having Improved Barkhausen Noise Suppression	5634260	08392149
A Method Of Attaching A Sunshade To A Vehicle	5697140	08553109
Secure Swaging Tool	5694670	08452269
Cutting Tools With Depth Indication	4904130	07295527
Apparatus On The Carousel Principle For The Coating Of Substrates	4969790	07261743
Drill Press Clamp	5102270	07705586
Method Of Manufacturing Electronic Component	6389680	09035556
Golf-Course, Golf Park And Associated Method Of Playing A Golf Game	6447400	09411476
Method For Mounting External Heat Dissipater To Light Emitting Diode	6637100	10236950
Book Binding System	6447230	09657607
Wafer Boat Support And Method For Twin Tower Wafer Boat Loader	6537010	09812014
Bushing Driver	6886230	10744816
Sample Warper And Warping Method	6449820	09842840
Method For Forming A Tube-Walled Article	6883220	10197039
Square Bale Feeder Attachment For Flat-Bed Vehicles	6817820	10225816
RNA-splicing and processing-directed gene silencing and the relative applications thereof	----	10/439262
Fixing device with a clip	----	10/545335
Contact pin	----	10/516355
Breakable-stem blind rived and apparatus for setting the same	6004086	09/158856

Riveting module with blind brake mandrel rivets or hollow core rivets	6905047	10/332517
Pin for a fastener, and method of making same	4717300	07/007506
Fastener installation apparatus	4790470	07/035188
Method of making a tubular body having a deformable internal skirt	5478280	08/124000
Method of securing members together	5697141	08/593335
Riveting apparatus	5778516	08/618719
Threadless collapsing insert	6826820	10/149991
Closed end sealing plug	6966342	10/275755
Method of Manufacturing a Blind Threaded Insert	7438773	10/415178
Method of fastening	7503106	10/498623
Split Die Groove Maker	7237424	10/517715
Blind Fastener and Method of Installation	----	10/545906
Blind Fastener	----	10/545908
Self piercing clinch nut	7258517	10/487495
Self-Securing Fastening Device	7192232	10/511132
Support device with nut assembly	5630686	08/458204
Holding element for connecting a rod to the body of a vehicle using an elastic bearing	----	10/513529
Valve-Spring Plate	----	10/549734
Steel hollow-head screw	----	10/520541

[[3157902]]