

09-03-2010

U.S. DEPARTMENT OF COMMERCE  
United States Patent and Trademark Office



103606171

ET

ACT-034-1C

To the Director of the U.S. Patent and Trademark Office: Please record the attached documents or the new address(es) below.

1. Name of conveying party(ies)/Execution Date(s):

ZiLOG, Inc.

Execution Date(s) February 17, 2010

Additional name(s) of conveying party(ies) attached? ☐ Yes ☒ No

3. Nature of conveyance:

- ☒ Assignment ☐ Merger  
☐ Security Agreement ☐ Change of Name  
☐ Government Interest Assignment  
☐ Executive Order 9424, Confirmatory License  
☐ Other \_\_\_\_\_

2. Name and address of receiving party(ies)

Name: IXYS CH GmbH

Internal Address: \_\_\_\_\_

Street Address: Mattenstrasse 6

City: Bruegg bei Biel

State: \_\_\_\_\_

Country: Switzerland Zip: 2555

Additional name(s) & address(es) attached? ☐ Yes ☒ No

4. Application or patent number(s):

☐ This document is being filed together with a new application.

A. Patent Application No.(s)

B. Patent No.(s)

see 170 patents listed on 1-page attachment

Additional numbers attached? ☒ Yes ☐ No

5. Name and address to whom correspondence concerning document should be mailed:

Name: Imperium Patent Works LLP

Internal Address: Darien K. Wallace

Street Address: P.O. Box 607

City: Pleasanton

State: CA Zip: 94566

Phone Number: (925) 550-5067

Fax Number: \_\_\_\_\_

Email Address: Darien@ImperiumPW.com

6. Total number of applications and patents involved:

170

7. Total fee (37 CFR 1.21(h) & 3.41) \$ 6800.00

- ☐ Authorized to be charged by credit card  
☐ Authorized to be charged to deposit account  
☒ Enclosed  
☐ None required (government interest not affecting title)

8. Payment Information

a. Credit Card Last 4 Numbers \_\_\_\_\_  
Expiration Date \_\_\_\_\_

b. Deposit Account Number 09/03/2010 PMCCRAY 00000031 7733250  
01 FC:0021 6800.00 00  
Authorized User Name \_\_\_\_\_

9. Signature:

Darien K. Wallace  
Signature

August 30, 2010  
Date

Darien K. Wallace  
Name of Person Signing

Total number of pages including cover sheet, attachments, and documents:

24

Documents to be recorded (including cover sheet) should be faxed to (703) 306-5995, or mailed to:  
Mail Stop Assignment Recordation Services, Director of the USPTO, P.O.Box 1450, Alexandria, V.A. 22313-1450

PATENT  
| REEL: 024964 FRAME: 0132

Continuation of Item 4

7733250	7116739	6323091	5537564
7414553	7068197	6424384	5428561
7460966	6839010	6574682	5338423
7768319	7353327	7768052	5579200
7592843	6941416	7060584	5619681
7411427	6915414	6166606	5734854
7551110	6674253	6300796	5592635
7362255	7091795	6165846	5315184
7508038	7002415	6576405	5317187
7586356	6636122	6018273	5240880
7375571	6522091	5940284	5262687
7414554	7170239	6190973	5244831
7631116	7768217	6163346	5442796
7415599	6717377	7139037	5293562
7148672	6768440	5995164	5262991
7176765	5949993	6009445	5319753
7102452	5841365	6002449	5659688
7212042	5697061	6436195	5471588
7444080	5335249	6156653	5317745
7474857	7212749	5969390	5428252
7574544	6915083	5978127	5265038
7260660	6317235	5960190	5428746
7127538	7123840	5860013	5146115
7379831	6590682	5926648	5263166
7085663	6449075	5786865	5345564
6993441	7702244	6349122	5278957
7711269	7181144	6064707	5093633
7509057	6281999	6099161	5109163
7436345	7221285	5750426	5495594
7230562	6970993	5608258	5287464
7362256	6643760	5999742	5363383
7227492	6340903	5612634	5313621
7742552	6339368	5381453	5230058
7346095	6255902	5748670	5222218
6954083	6304111	5528242	5175831
7296170	6833876	5479125	5239237
7296187	6359425	6072462	5187686
7152010	6219279	5608425	5784292
6907374	6502181	5369377	5231590
7574585	6564334	5498896	5625842
6798713	6292045	5389565	5193199
7342984	6154086	5602537	
7340023	6529248	5495554	

**PATENT****REEL: 024964 FRAME: 0133**

# PATENT ASSIGNMENT

This Patent Assignment (the "Assignment") is made and entered into as of February 18, 2010 (the "Effective Date"), by and among **ZiLOG, INC.**, a Delaware corporation ("ZiLOG"), ZiLOG's subsidiaries, **ZiLOG PHILIPPINES, INC.**, **ZiLOG ELECTRONIC PHILIPPINES, INC.**, **ZiLOG ASIA LTD.**, **ZiLOG JAPAN K.K.**, **ZiLOG INTERNATIONAL, LTD.**, **ZiLOG INTERNATIONAL PTE. LTD.**, **ZiLOG UK, LTD.**, and **ZiLOG INDIA ELECTRONICS PRIVATE LTD.** ("Assignors") and **IXYS CH GMBH**, a company organized under the laws of Switzerland ("Assignee"). Defined terms not specifically defined herein shall have the meanings ascribed to them in the Agreement and Plan of Merger, by and among ZiLOG, IXYS Corporation, a Delaware corporation ("Parent"), and Zanzibar Acquisition, Inc., dated December 5, 2009 ("Merger Agreement").

WHEREAS, pursuant to the Merger Agreement, Assignors have agreed to assign to Assignee all patents and patent applications owned by Assignors immediately prior to the Pre-Closing IP Transfer (the "Patents");

WHEREAS, to effect the transfer of the Patents as contemplated in the Merger Agreement, Assignors and Assignee desire to enter into this Assignment;

NOW, THEREFORE, in consideration of the mutual promises of the parties, and for good and valuable consideration, the receipt, adequacy and legal sufficiency of which are hereby acknowledged, the parties hereby agree as follows:

1. Assignment. Assignors do hereby sell, assign, transfer, convey and deliver to Assignee, all of the right, title, and interest of Assignor in and to the Patents listed in Annex A attached hereto, and to any continuation, continuation-in-part, division, renewal, substitute, re-examination or reissue thereof or any legal equivalent in the United States or a foreign country for the full term or terms for which the same may be granted, including all priority rights under any international conventions and treaties, together with all claims for damages and other remedies by reason of past infringements of the Patents, whether arising prior to or subsequent to the date of this Assignment, along with the right to sue for and collect such damages and other remedies for the use and benefit of Assignee and its successors, assigns and other legal representatives (the "Transferred Patents").

2. Termination of Merger Agreement. If the Merger is not consummated on the date hereof, this Assignment shall immediately terminate and be void without further action of any party hereto. In such event, Assignee shall have no ownership interest whatsoever in the Transferred Patents.

3. Authorization. Assignors hereby authorize and request the Commissioner of Patents and Trademarks of the United States to issue patents or other evidence or forms of intellectual property protection or applications to Assignee and its successors, assigns and other legal representatives in accordance with the terms of this Assignment.

4. Conflicts. This Assignment is subject to and controlled by the terms of the Merger Agreement, and in the event of any conflict or inconsistency between the terms of the Merger Agreement and the terms hereof, the terms of the Merger Agreement shall govern.

5. Further Actions. Each of the parties hereto covenants and agrees, at its own expense, to execute and deliver, at the request of the other party hereto, such further instruments of transfer and assignment and to take such other action as such other party may reasonably request to more effectively consummate the assignments and assumptions contemplated by this Assignment..

6. Binding Assignment. Assignors may not, directly or indirectly, in whole or in part, whether voluntarily or involuntarily or by operation of law or otherwise, assign or transfer this Assignment and the rights granted to it hereunder without Assignee's prior written consent, which consent may be granted or refused at Assignee's sole discretion. Any assignment or attempted assignment in violation of this Section shall be null and void from the beginning, and shall be deemed a material breach of this Assignment.

7. Relationship Between Parties. Assignee and Assignors shall at all times and for all purposes be deemed to be independent contractors and neither party, nor either party's employees, representatives, subcontractors or agents, shall have the right or power to bind the other party. This Assignment shall not itself create or be deemed to create a joint venture, partnership or similar association between Assignee and Assignors or either party's employees, representatives, subcontractors or agents.

8. Counterparts. This Assignment may be executed in two or more counterparts, all of which, taken together, shall be considered to be one and the same instrument. The exchange of a fully executed Assignment (in counterparts or otherwise) by facsimile transmission, by electronic mail in "portable document format" (".pdf") form, or by any other electronic means intended to preserve the original graphic and pictorial appearance of a document, shall be sufficient to bind the parties to the terms and conditions of this Assignment.

9. Entire Assignment. With the exception of the Merger Agreement, this Assignment supersedes any arrangements, understandings, promises or agreements made or existing between the parties hereto prior to or simultaneously with this Assignment and, together with the Merger Agreement, constitutes the entire understanding between the parties hereto.

[SIGNATURE PAGE FOLLOWS]

IN WITNESS WHEREOF, Assignee has caused this Assignment to be executed as of the Effective Date.

IXYS CH GMBH

By: 

Name: UZI SASSON

Title: GENERAL MANAGER

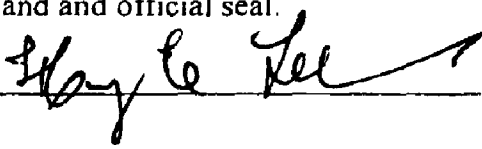
**ACKNOWLEDGEMENT:**

STATE OF CALIFORNIA )  
 ) SS:  
COUNTY OF SANTA CLARA

On FEBRUARY 12, 2010 before me HONG T. LEE, personally appeared UZI SASSON who proved to me on the basis of satisfactory evidence to be the person(s) whose name(s) is/are subscribed to the within instrument and acknowledged to me that he/she/they executed the same in his/her/their authorized capacity(ies), and that by his/her/their signature(s) on the instrument the person(s), or the entity upon behalf of which the person(s) acted, executed the instrument.

I certify under PENALTY OF PERJURY under the laws of the State of California that the foregoing paragraph is true and correct.

WITNESS my hand and official seal.

Signature 

(Seal)



Signature Page to Patent Assignment

IN WITNESS WHEREOF, Assignors have caused this Assignment to be executed as of the Effective Date.

ZiLOG, INC

By: *[Signature]*

Name: PERRY J GRACE

Title: Director CFO

ACKNOWLEDGEMENT:

STATE OF CALIFORNIA )  
COUNTY OF Santa Clara ) SS:

On Feb 17, 2010 before me Maria L. Santiago personally appeared Perry J. Grace who proved to me on the basis of satisfactory evidence to be the person(s) whose name(s) (s) are subscribed to the within instrument and acknowledged to me that he/she/they executed the same in his/her/their authorized capacity(ies), and that by his/her/their signature(s) on the instrument the person(s), or the entity upon behalf of which the person(s) acted, executed the instrument.

I certify under PENALTY OF PERJURY under the laws of the State of California that the foregoing paragraph is true and correct.

WITNESS my hand and official seal.

Signature

*Maria L. Santiago*

(Seal)



Signature Page to Patent Assignment

By: \_\_\_\_\_

Name: \_\_\_\_\_

Title: \_\_\_\_\_

ACKNOWLEDGEMENT:

STATE OF CALIFORNIA )

COUNTY OF Santa Clara )

SS:

On Feb 17, 2010 before me Maria L. Santiago personally appeared Perry J. Grace who proved to me on the basis of satisfactory evidence to be the person(s) whose name(s) is/are subscribed to the within instrument and acknowledged to me that he/she/they executed the same in his/her/their authorized capacity(ies), and that by his/her/their signature(s) on the instrument the person(s), or the entity upon behalf of which the person(s) acted, executed the instrument.

I certify under PENALTY OF PERJURY under the laws of the State of California that the foregoing paragraph is true and correct.

WITNESS my hand and official seal.

Signature \_\_\_\_\_

(Seal)



Signature Page to Patent Assignment

ZILOG ELECTRONIC PHILIPPINES, INC.

By: [Signature]

Name: PERRY J. GRACE

Title: DIRECTOR

**ACKNOWLEDGEMENT:**

STATE OF CALIFORNIA )

) SS:

COUNTY OF Santa Clara


On Feb 17, 2010 before me Maria L. Santiago personally appeared Perry J. Grace who proved to me on the basis of satisfactory evidence to be the person(s) whose name(s) is/are subscribed to the within instrument and acknowledged to me that he/she/they executed the same in his/her/their authorized capacity(ies), and that by his/her/their signature(s) on the instrument the person(s), or the entity upon behalf of which the person(s) acted, executed the instrument.

I certify under PENALTY OF PERJURY under the laws of the State of California that the foregoing paragraph is true and correct.

WITNESS my hand and official seal.

Signature Maria L. Santiago

(Seal)



Signature Page to Patent Assignment



ZILOG ASIA LTD.

By: [Signature]

Name: PERRY J. GRACE

Title: DIRECTOR

**ACKNOWLEDGEMENT:**

STATE OF CALIFORNIA )  
COUNTY OF Santa Clara ) SS:

On Feb 17, 2010 before me Maria L. Santiago personally appeared Perry J. Grace who proved to me on the basis of satisfactory evidence to be the person(s) whose name(s) is/are subscribed to the within instrument and acknowledged to me that he/she/they executed the same in his/her/their authorized capacity(ies), and that by his/her/their signature(s) on the instrument the person(s), or the entity upon behalf of which the person(s) acted, executed the instrument.

I certify under PENALTY OF PERJURY under the laws of the State of California that the foregoing paragraph is true and correct.

WITNESS my hand and official seal.

Signature Maria L. Santiago (Seal)



Signature Page to Patent Assignment

By: \_\_\_\_\_

Name: \_\_\_\_\_

Title: \_\_\_\_\_

ACKNOWLEDGEMENT:

STATE OF CALIFORNIA )

COUNTY OF Santa Clara ) SS:

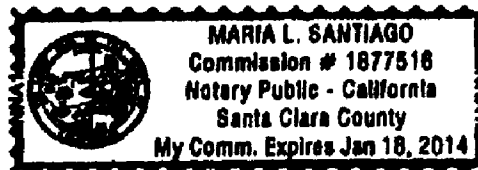
On Feb 17, 2010 before me Maria L. Santiago personally appeared Perry J. Grace who proved to me on the basis of satisfactory evidence to be the person(s) whose name(s) is are subscribed to the within instrument and acknowledged to me that he/she/they executed the same in his/her/their authorized capacity(ies), and that by his/her/their signature(s) on the instrument the person(s), or the entity upon behalf of which the person(s) acted, executed the instrument.

I certify under PENALTY OF PERJURY under the laws of the State of California that the foregoing paragraph is true and correct.

WITNESS my hand and official seal.

Signature Maria L. Santiago

(Seal)



Signature Page to Patent Assignment

By: \_\_\_\_\_

Name: \_\_\_\_\_

Title: \_\_\_\_\_

ACKNOWLEDGEMENT:

STATE OF CALIFORNIA )

COUNTY OF Santa Clara )

SS:

On Feb 17, 2010 before me Maria L. Santiago personally appeared Perry J. Grace who proved to me on the basis of satisfactory evidence to be the person(s) whose name(s) is/are subscribed to the within instrument and acknowledged to me that he/she/they executed the same in his/her/their authorized capacity(ies), and that by his/her/their signature(s) on the instrument the person(s), or the entity upon behalf of which the person(s) acted, executed the instrument.

I certify under PENALTY OF PERJURY under the laws of the State of California that the foregoing paragraph is true and correct.

WITNESS my hand and official seal.

Signature: \_\_\_\_\_

(Seal)



Signature Page to Patent Assignment

ZiLOG UK, LTD.

By: *[Signature]*

Name: PERRY J. GRACE

Title: DIRECTOR

ACKNOWLEDGEMENT:

STATE OF CALIFORNIA )

) SS:

COUNTY OF Santa Clara

On Feb 17, 2010 before me Maria L. Santiago personally appeared Perry J. Grace who proved to me on the basis of satisfactory evidence to be the person(s) whose name(s) is/are subscribed to the within instrument and acknowledged to me that he/she/they executed the same in his/her/their authorized capacity(ies), and that by his/her/their signature(s) on the instrument the person(s), or the entity upon behalf of which the person(s) acted, executed the instrument.

I certify under PENALTY OF PERJURY under the laws of the State of California that the foregoing paragraph is true and correct.

WITNESS my hand and official seal.

Signature

Maria L. Santiago

(Seal)



Signature Page to Patent Assignment

By: Perry J. Grace  
Name: PERRY J GRACE  
Title: DIRECTOR

ACKNOWLEDGEMENT:

STATE OF CALIFORNIA )  
COUNTY OF Santa Clara ) SS:

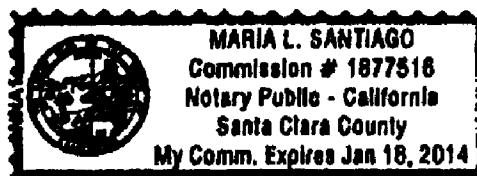
On Feb 17, 2010 before me Maria L. Santiago personally appeared Perry J. Grace who proved to me on the basis of satisfactory evidence to be the person(s) whose name(s) is/are subscribed to the within instrument and acknowledged to me that he/she/they executed the same in his/her/their authorized capacity(ies), and that by his/her/their signature(s) on the instrument the person(s), or the entity upon behalf of which the person(s) acted, executed the instrument.

I certify under PENALTY OF PERJURY under the laws of the State of California that the foregoing paragraph is true and correct.

WITNESS my hand and official seal.

Signature Maria L. Santiago

(Seal)



Signature Page to Patent Assignment

ZiLOG JAPAN K.K.

By: *[Signature]*

Name: PERRY J GRACE

Title: DIRECTOR

**ACKNOWLEDGEMENT:**

STATE OF CALIFORNIA )

COUNTY OF Santa Clara )

SS:

On Feb 17, 2010 before me Maria L. Santiago personally appeared Perry J. Grace who proved to me on the basis of satisfactory evidence to be the person(s) whose name(s) is/are subscribed to the within instrument and acknowledged to me that he/she/they executed the same in his/her/their authorized capacity(ies), and that by his/her/their signature(s) on the instrument the person(s), or the entity upon behalf of which the person(s) acted, executed the instrument.


I certify under PENALTY OF PERJURY under the laws of the State of California that the foregoing paragraph is true and correct.

WITNESS my hand and official seal.

Signature

Maria L. Santiago

(Seal)



Signature Page to Patent Assignment

**Transferred Patents**

**Patents**

US7123840 Infrared Signal Communication System and Method Including Transmission Means Having Automatic Gain Control

US7414553 Microcontroller Having In-Situ Autocalibrated Integrating Analog-To-Digital Converter (IADC)

US7460966 Low Current Analog Circuit

US7592843 Clock Input Filter Circuit

US7411427 RC Based Clock Noise Filter Circuit

US7551110 Chopping and Oversampling ADC Having Reduced Low Frequency Drift

US7362255 Chopping and Oversampling ADC Having Reduced Low Frequency Drift

US7508038 A Novel Grounded Gate NMOS ESD Protection Transistor

US7586356 Glitch Free Clock Multiplexer that Uses a Delay Element to Detect a Transition-Free Period in a Clock

US7375571 Glitch Free Clock Multiplexer that Uses a Delay Element to Detect a Transition-Free Period in a Clock

US7414554 Linearity Correction for Analog to Digital Converters

US7415599 Operation and Operand Inference for Extended-Precision Computation

US7148672 Low Voltage Bandgap Reference Circuit with Startup Control

US7176765 Internal Precision Oscillator with master current source to control switching thresholds

US7102452 Internal Precision Oscillator with master current source to control switching thresholds

US7212042 Below Ground Sensing Amplifier

US7444080 IrDA Transmitter Circuit Having Low Energy Consumption

US7474857 RECOVERING ENERGY FROM AN IRDA/REMOTE CONTROL TRANSMITTER CIRCUIT

US7574544 Flow Control By Supplying A Remote Start Bit Onto A Single-Wire Bus

US7260660 Flow Control by Supplying a Remote Start Bit Onto a Single-Wire Bus

US7127538 Single-Pin Serial Communication Link with Start-Bit Flow Control

US7379831 Error Correction in an Oversampled ADC Using Few Stored Calibration Coefficients

US7085663 Adaptive Error Correction in an Oversampled ADC

US6993441 Adaptive Error Correction in an Oversampled ADC

US7509057 IRDA Transceiver Module That Also Functions as Remote Control IR Transmitter

US7436345 A Script Instruction For Jumping To A Location, Interpreting A Predetermined Number of Instructions

US7230562 Sending A Script to a Virtual Machine for Immediate Interpreting

US7362256 Loading A Machine Code API Onto An 8-Bit Virtual Machine to Enable New Functionality

US7227492 Interpreting A Common Script Block to Output Various Forms of Data To A Common Protocol

US7346095 Spread Spectrum Clock Generator With Controlled Delay Elements

US6954083 Circuit for Detection of Hardware Faults Due to Temporary Power Supply Fluctuations

US7296170 Clock Controller with Clock Source Fail-Safe Logic

US7296187 Hardware Debug Device Having Script-Base Host Interface

US7152010 Calibrating an Analog to Digital Converter Using a Test Signal With Precise DC Voltage

US6907374 Method and Apparatus for Correction of Sigma-Delta ADC Accuracy Errors

US7574585 Implementing Software Breakpoints and Debugger Therefor

US6798713 Implementing Software Breakpoints

US7342984 Counting Clock Cycles Over the Duration of a First Character and Using a Remainder Value to Determin

US7340023 Auto Baud System and Method and Single Pin Communication Interface

US7116739 Auto Baud System and Method and Single Pin Communication Interface

US7106209 Programming A Universal Remote Control

US7068197 ADC With Reduced Quantization Noise and Programmable Bit Resolution

US6839010 Improvement of Amplitude Resolution of Sigma-Delta Analog-to-Digital Converter with Adaptive Filter

US7353327 Dedicated Command Port in Memory Controllers

US6941416 Apparatus and Methods for Dedicated Command Port in Memory Controllers

US6915414 Context Switching Pipelined Microprocessor

US6674253 Scan Velocity Modulation Technique

US7091795 Modulating Ramp Angle in a Digital Frequency Locked Loop

US7002415 Modulating Ramp Angle in a Digital Frequency Locked Loop



US6636122 Analog Frequency Locked Loop with Digital Oversampling Feedback Control and Filter

US6522091 Circuit and Method That Allows the Amplitudes of Vertical Correction Signal Components to be Adjusted

US7,170,239 B2 Circuit and Method for Reducing East-West Geometry Mismatch Between the Top and Bottom of a Raster Display

US6717377 Circuit and Method for Reducing East-West Geometry Mismatch Between the Top and Bottom of a Raster Display

US6849510 Non-Oxidizing Spacer Densification Method for Manufacturing Semiconductor Devices

US6642112 Non-Oxidizing Spacer Densification Method for Manufacturing Semiconductor Devices

US6768440 Digital-to-Analog Converters with Reduced Parasitics and Associated Methods

EP(UK)1025492 Method for the Generation of ISA Simulators and Assemblers from a Machine Language

US5949993 Method for the Generation of ISA Simulators and Assemblers from a Machine Language

US5841365 Method and Apparatus for Communicating with a Product Label

US5697061 Method and Apparatus for Providing Information Concerning Products, Using Radio Frequency Transmission

US5335249 Method and Apparatus for Spread Spectrum Communications

US7212749 Signal Receiver Having Wide Band Amplification Capability

US6317235 Method and System for Preventing Burn-Out of Infrared Transmitter Diodes

US7221285 Improved Standby Mode for Infrared Data Transceivers

US6590682 Improved Infrared Signal Communication System and Method Including Transmission Means Having Automatic Gain Control

US6449075 Method and System for Enabling Wireless Data Communications with Electronic Devices Having Disparate Operating Systems

US7181144 Circuit Design and Optics System for Infrared Signal Transceivers

US6281999 Improved Optics System for Infrared Signal Transceivers

US6,970,993 B2 Architecture to Relax Memory Performance Requirements

US6643760 Architecture to Relax Memory Performance Requirements

US7042366 Use of Remote Controls for Audio-Video Equipment to Control Other Devices

US6340903 Auto-Zero Feedback Sample-Hold System

US6339368 Circuit for Automatically Having Mechanical Device at Its Resonance Frequency

US6255902 Switch Amplifier Circuit

US6304111 CMOS Switch Circuit Having Concurrently Switching Complementary Outputs Independent From Process Variations

US6833876 Using a Reduced Memory Lookup Table for Gamma Correction Through Interpolation

US6359425 Current Regulator with Low Voltage Detection Capability

US6219279 Non-Volatile Memory Program Driver and Read Reference Circuits

US6502181 Method and Apparatus for an Enhanced Processor

US6564334 Memory Mapped Programmable Generator Outputting Series of Events with Timing Derived from Event Block

US6292045 Circuit and Method for Detecting and Selecting Clock Sources

US6154086 Low Ripple Power Distribution System

US6529248 Method and Apparatus for Improved Signal Restoration

US6323091 Method of Forming Semiconductor Memory Device with LDD

US6424384 Method and Apparatus for Improved Signal Filtering

US6574682 Data Flow Enhancement for Processor Architectures with Cache

US7060584 Process to Improve High Performance Capacitor Properties in Integrated MOS Technology

US6166606 Phase and Frequency Locked Clock Generator

US6300796 High Voltage PMOS Level Shifter

US6165846 Method of Eliminating Gate Leakage in Nitrogen Annealed Oxides

US6576405 High Aspect Ratio Photolithographic Method for High Energy Implantation

US6407779 Method and Apparatus for an Intuitive Universal Remote Control System

US6018273 Externally Synchronized Voltage Controlled Oscillator in Phase Locked Loop

US5940284 Low Voltage Charge Pump Circuit

US6190973 Method of Fabricating a High Quality Thin Oxide

US6163346 Dot Crawl Reduction in NTSC/PAL Graphic Encoder

US7139037 Circle Correction in Digital Low-Pass Filter

US5995164 Reduction of Color Transition Distortions in NTSC/PAL Encoder

US6009445 Reconfigurable Infinite Impulse Response Digital Filter

EP1023804 Integrated Television Processor

US6002449 Integrated Television Processor  
US6436195 Method of Fabricating a MOS Device  
US6156653 Method of Fabricating a MOS Device  
US5969390 Layout Solution for Electromagnetic Interference Reduction  
US5978127 Light Phase Grating Device  
US5960190 In-Circuit Emulation System with Minimal Impact on Target Environment  
TW98783 Flexible Interrupt System for an Integrated Circuit  
US5860013 Flexible Interrupt System for an Integrated Circuit  
US5926648 I/O Port and RAM Memory Addressing Technique  
US5786865 Apparatus and Method for Digital Amplitude and Phase Detection  
US6349122 Apparatus and Method for Data Synchronizing and Tracking  
US6064707 Apparatus and Method for Data Synchronizing and Tracking  
US6099161 Asynchronous Analog or Digital Frequency Measurement on Digital Test Equipment  
US5750426 MOS Precision Capacitor with Low Voltage Coefficient  
US5608258 MOS Precision Capacitor with Low Voltage Coefficient  
US5999742 Dual Latch Data Transfer Pacing Logic Using a Timer to Maintain a Data Transfer Interval  
US5612634 Circuit for Sensing Whether or not an Add-In Board is Inserted into a Bus Connector of a Mother Board  
US5640137 Polysilicon Resistor Cooling  
US5381453 Efficient Functional Test Scheme Incorporated in a Programmable Duration Binary Counter  
US5748670 Method of Demodulating Chirp Spread Spectrum  
US5528242 Flash Analog-to-Digital Converter  
US5479125 Frequency Multiplying Clock Signal Generator  
US6072462 Technique for Generating On-Screen Display Characters Using Software Implementation  
US5608425 Technique for Generating On-Screen Display Characters Using Software Implementation  
US5369377 Circuit for Automatically Detecting Off-Chip, Crystal or On-Chip, RC Oscillator Option  
US5498896 High Threshold Metal Oxide Silicon Read-Only-Memory Transistors  
US5389565 Method of Fabricating High Threshold Metal Oxide Silicon Read-Only-Memory Transistors

SV\696199.7

US5602537 Technique for Eliminating Transmit Memory Underruns

US5495554 Analog Wavelet Transform Circuitry

US5537564 Technique for Accessing and Refreshing Memory Locations Within Electronic Storage Devices

US5428561 Efficient Pseudorandom Value Generator

US5338423 Method of Eliminating Metal Voiding in a Titanium Nitride/Aluminum Processing

US5579200 Electrostatic Discharge Protection for Metal-Oxide-Silicon Feedback Elements Between Pins

US5619681 Delayed FIFO Status for Serial Shift Emulation

JP3547740 Fast Instruction Decoding in a Pipeline Processor

US5734854 Fast Instruction Decoding in a Pipeline Processor

US5592635 Technique for Accelerating Instruction Decoding of Instruction Sets with Variable Length Opcodes

US5315184 Self Arbitrating Auto Resettable Flag Circuit

US5317187 Contact Metallization

US5240880 Contact Metallization

US5262687 Decoder Circuit with Bypass Circuitry and Reduced Input Capacitance for Greater Speed

US5244831 Method of Doping a Polysilicon Layer on a Semiconductor Wafer

US5442796 Pulse Generator and Demodulator with Controlling Processor and Decrementing Counters

US5293562 Device with Multiplexed and Non-Multiplexed Address and Data I/O Capability

US5262991 Device with Multiplexed and Non-Multiplexed Address and Data I/O Capability

US5319753 Queued Interrupt Mechanism with Supplementary Command/Status/Message Information

US5659688 Technique and Circuit for Providing Two or More Processors with Time Multiplexed Access to a Shared Resource

US5471588 Technique and Circuit for Providing Two or More Processors with Time Multiplexed Access to a Shared Resource

US5317745 Minimal Interrupt Latency Scheme Using Multiple Program Counters

US5428252 Power Supply Interruption Detection and Response System for a Microcontroller

US5265038 Computer System Peripheral Connection Pulse Filtering Technique and Circuit

US5428746 Integrated Microprocessor Unit Generating Separate Memory and Input-Output Device Control Signals

US5146115 Domino-Logic Decoder

US5263166 Technique of Programming Integrated Circuit Control Registers

US5345564 Serial Communication Peripheral Integrated Electronic Circuit That Recognizes Its Unique Address

US5278957 Data Transfer Circuit for Interfacing Two Bus Systems That Operate Asynchronously with Respect to Each Other

US5093633 Externally Trimmed Integrated-Circuit RC Oscillator

US5109163 Integrated Power-On Reset Circuit

US5495594 Technique for Automatically Adapting a Peripheral Integrated Circuit for Operation with a Variety

US5287464 Semiconductor Multi-Device System with Logic Means for Controlling the Operational Mode

US5363383 Circuit for Generating a Mode Control Signal

US5313621 Programmable Wait States Generator for a Microprocessor and Computer System Utilizing It

US5230058 IC Chip Having Volatile Memory Cells Simultaneously Loaded with Initialization Data

US5446742 Techniques for Developing Integrated Circuit Test Programs and Their Use in Testing Actual Circuits

US5028819 High Voltage CMOS Open-Drain Output Buffer

US5222218 System with Devices Connected in Sequence to Receive Information in a Predetermined Order

US5175831 System Register Initialization Technique Employing a Non-Volatile/Read Only Memory

US5239237 Control Circuit Having Outputs with Differing Rise and Fall Times

US5187686 Control Circuit Having Outputs with Differing Rise and Fall Times

KR168829 Technique for Merging Two or More Individual Integrated Circuits

JP3244270 Technique for Merging Two or More Individual Integrated Circuits into a Single Integrated Circuit

US5784292 Merging Integrated Circuit Mask Databases Formed By Different Design Rules Through Global Mask Database

US5231590 Technique for Modifying an Integrated Circuit Layout

KR169302 Color Display Control Circuit for CRT

US5373308 Color Bargraph Display Control for Use with a Cathode Ray Tube

US5625842 System for the Automatic Transfer of Message Status in Digital Data Communication

US5193199 Device and Method for Programming Critical Hardware Parameters

US 7,629,828 Glitch-free clock multiplexer that provides an output clock signal based on edge detection

Patent Applications

N/A Network Master for Wireless Flourscent Lamp Lighting Control Networks filed in US on: October 30, 2009

N/A Time-Hopping Low-Power Wireless Network for Turning Off and On Flourescent Lamps filed in US on: September 30, 2009

12/587,062 Low-Power Wireless Network Beacon for Turning Off and On Flourescent Lamps filed in US

12/587,169 Dimming a Multi-Lamp Flourescent Light Fixture by Turning Off An Individual Lamp Using a Wireless Flourescent Lamp Starter filed in US

12/587,130 Turning Off Multiple Fluorescent Lamps Simultaneously using RF-enabled Lamp Starter Units filed in US

12/587,152 Registering a Replaceable RF-Enabled Flourescent Lamp Starter Unit to a Master Unit filed in US

PCT/US09/002240 Process and System of Energy Signal Detection filed in PCT  
US10/082472

12/383,167 Receiving an IR Control Signal Through a Fresnel Lens of a Motion Sensor filed in US

12/291,574 Power monitor (50hz & 60hz) omnibus filed in US

12/286,562 Pulsed clock inputs to improve false lock rejection in DLL filed in US

12/315,169 Automatic storage and retrieval of favorite channel filed in US

12/319, 775 Dynamic Shared Dual Bus Controller filed in US

12/229,574 A method to prevent semiconductor SRAM memory from retaining residual information after power is removed filed in US

12/154,611 Low Cost and Noise Insensitive Motion Detector filed in US

12/221,161 Low-Cost Magnetic Stripe Reader Using Independent Switching Thresholds filed in US

12/214,479 Press-Fit Integrated Circuit Package Involving Compressed Spring Contact Beams filed in US

11/904,749 General Purpose Ball Grid Array Security Cap filed in US

12/386,590 Glitch Free Clock Multiplexer That Provides An Output Signal Based on Edge Detection filed in US

11/796,644 Glitch Free Clock Multiplexer That Provides An Output Signal Based on Edge Detection filed in US

11/644,499 Internal Voltage Trimming for Bandgap Circuit for Test-time Reduction filed in US

11/701,137 Frequency Trimming for Internal Oscillator for Test-time Reduction filed in US

12/228,824 Microcontroller Having In-Situ Autocalibrated Integrating Analog to Digital Converter (IADC) filed in US

11/479,037 Open-Loop Transimpedance Amplifier for Infrared Diodes filed in US

11/345,803 Blank Bit and Processor Instructions Employing the Blank Bit

11/339,233 Accelerometer based PC mouse filed in US

11/271,453 Vectored Back to Back Interrupts filed in US

12/584,803 Clock Input Filter Circuit filed in US

12/383,534 A Novel Grounded Gate NMOS ESD Protection Transistor filed in US

12/228,223 Operation and Operand Inference for Extended-Precision Computation filed in US

11/495,913 Sample and Hold Time Stamp for Sensing Back EMF Zero Crossing In 3 Phase Brushless DC motors filed in US

11/448,514 Latent VBO (Voltage Brown Out) Reset Circuit filed in US

11/437,884 Controlling Transmission Power in an IrDA/RC Transmitter Circuit filed in US

12/315,214 RECOVERING ENERGY FROM AN IRDA/REMOTE CONTROL TRANSMITTER CIRCUIT filed in US

12/383,510 IRDA Transceiver Module That Also Functions as Remote Control IR Transmitter filed in US

60/576,941 A Compact Register-Based Virtual Machine and its use on Resource Constrained Devices. filed in US

12/319,704 Loading a machine code API onto an 8-bit virtual machine to enable new functionality filed in US

12/077,282 Spread Spectrum Clock Generator With Controlled Delay Elements filed in US

10/820,237 Circuit and Method for Reducing East-West Geometry Mismatch Between the Top and Bottom of a Raster Display filed in US

09/654,858 METHOD AND SYSTEM FOR ELECTRONIC DATA SALES AND DISTRIBUTION OVER WIDE AREA COMPUTER NETWORKS filed in US

11/289,262 Process to Improve High Performance Capacitor Properties in Integrated MOS Technology filed in US

US7339513 Interpreting a script to generate an operational signal on a remote control device

US application 12/148,925

US7286076 Generating a mark/space table and a string of timing information on a remote control device

US application 12/319704

US application 10/928808