

PATENT ASSIGNMENT COVER SHEET

Electronic Version v1.1
Stylesheet Version v1.2

EPAS ID: PAT3089693

SUBMISSION TYPE:	NEW ASSIGNMENT
NATURE OF CONVEYANCE:	ASSIGNMENT
CONVEYING PARTY DATA	
Name	Execution Date
BARRX MEDICAL LLC	04/10/2012
RECEIVING PARTY DATA	
Name:	TYCO HEALTHCARE GROUP LP
Street Address:	15 HAMPSHIRE STREET
City:	MANSFIELD
State/Country:	MASSACHUSETTS
Postal Code:	02038
PROPERTY NUMBERS Total: 1	
Property Type	Number
Application Number:	14195192
CORRESPONDENCE DATA	
Fax Number:	(303)473-2720
<i>Correspondence will be sent to the e-mail address first; if that is unsuccessful, it will be sent using a fax number, if provided; if that is unsuccessful, it will be sent via US Mail.</i>	
Phone:	303.473.2700
Email:	lsmellblom@hollandhart.com
Correspondent Name:	NATHAN J. MUTTER
Address Line 1:	1800 BROADWAY, SUITE 300
Address Line 2:	HOLLAND & HART LLP
Address Line 4:	BOULDER, COLORADO 80302
ATTORNEY DOCKET NUMBER:	H-EB-00492
NAME OF SUBMITTER:	NATHAN J. MUTTER
SIGNATURE:	/Nathan J. Mutter/
DATE SIGNED:	10/31/2014
Total Attachments: 14	
source=Assignment - BARRX LLC to Tyco#page1.tif	
source=Assignment - BARRX LLC to Tyco#page2.tif	
source=Assignment - BARRX LLC to Tyco#page3.tif	
source=Assignment - BARRX LLC to Tyco#page4.tif	
source=Assignment - BARRX LLC to Tyco#page5.tif	
source=Assignment - BARRX LLC to Tyco#page6.tif	

PATENT

source=Assignment - BARRX LLC to Tyco#page7.tif
source=Assignment - BARRX LLC to Tyco#page8.tif
source=Assignment - BARRX LLC to Tyco#page9.tif
source=Assignment - BARRX LLC to Tyco#page10.tif
source=Assignment - BARRX LLC to Tyco#page11.tif
source=Assignment - BARRX LLC to Tyco#page12.tif
source=Assignment - BARRX LLC to Tyco#page13.tif
source=Assignment - BARRX LLC to Tyco#page14.tif

ASSIGNMENT

Dated as of March 30, 2012

WHEREAS, BARRX Medical LLC, located at 15 Hampshire St., Mansfield, MA, 02038, a limited liability company organized under the laws of the State of Delaware and owner of the patent applications and patents listed on the attached *Schedule A* (hereinafter referred to as "Assignor"); and

WHEREAS, Tyco Healthcare Group LP, 15 Hampshire St., Mansfield, MA, 02038, a limited partnership organized under the laws of the State of Delaware (hereinafter referred to as "Assignee"), is desirous of acquiring an interest in the inventions and applications as listed on the attached *Schedule A*, and in any U.S. Letters Patent and Registrations which may be granted on any patent application claiming priority from the same.

For good and valuable consideration, receipt of which is hereby acknowledged by Assignor, Assignor has assigned, and by these presents does assign to Assignee all right, title and interest in and to the inventions and applications (including any continuations, continuations-in-part, divisionals, RCE's or other parent or child applications or inventions) and to all foreign counterparts thereof (including patent, utility model and industrial designs), as listed on the attached *Schedule A*, and in and to any Letters Patent and Registrations which may hereafter be granted on any patent applications claiming priority from the same in the United States and all countries throughout the world, and to claim the priority from the applications as provided by the Paris Convention. The right, title and interest is to be held and enjoyed by Assignee and Assignee's successors and assigns as fully and exclusively as it would have been held and enjoyed by Assignor had this Assignment not been made, for the full term of any Letters Patent and Registrations which may be granted thereon, or of any division, renewal, continuation in whole or in part, substitution, conversion, reissue, prolongation or extension thereof.

Assignor covenants that no assignments, sale, agreement or encumbrance has been or will be made or entered into which would conflict with this assignment.

Assignor further agrees that Assignor will, without charge to Assignee, but at Assignee's expense, (a) cooperate with Assignee in the prosecution of U.S. Patent applications and foreign counterparts on the invention and any improvements, (b) execute, verify, acknowledge and deliver all such further papers, including applications and instruments of transfer, and (c) perform such other acts as Assignee lawfully may request to obtain or maintain Letters Patent and Registrations for the inventions listed on *Schedule A* and improvements in any and all countries, and to vest title thereto in Assignee, or Assignee's successors and assigns.

[[CONTINUED ON NEXT PAGE]]

IN TESTIMONY WHEREOF, Assignor has signed his name on the date indicated.

BARRX Medical LLC

TYCO Healthcare Group LP



Printed Name: Matthew J. Nicolella

Printed Name: Matthew J. Nicolella


Title: Vice President and Assistant Secretary

Title: Vice President and Assistant Secretary

Dated: April 10, 2012

Dated: April 10, 2012


WITNESS



Printed Name: Michelle Enos

Dated: April 10, 2012

WITNESS




Printed Name: Dawn Pawlitschek

Dated: April 10, 2012

COMMONWEALTH OF MASSACHUSETTS


Bristol, ss

On this 10th day of April, 2012 before me, the undersigned notary public, personally appeared Matthew J. Nicolella, proved to me through satisfactory evidence of identification, which were driver's license, to be the person whose name is signed on the preceding or attached document, and acknowledged to me that he/she signed it voluntarily for its stated purpose.



Notary Public: Cheryl L. Copeland

Commission expires: November 8, 2013



SCHEDULE A

BARRX, LLC - Patents and Patent Applications

2-Letter Country Code	Application No. Filing Date	Publication No. Publication Date	Patent No. Issue Date	Title
AT	01937402.4 05-16-2001	1335677 08-20-2003	378014 11-14-2007	System and Method of Treating Abnormal Tissue in the Human Esophagus
AT	05077167.4 05-02-2000	1634542 03-15-2009	391462 04-09-2008	Integrated Tissue Heating and Cooling Apparatus
AU	16174/01 11-16-2000	--	780278 06-23-2005	System and Method of Treating Abnormal Tissue in the Human Esophagus
AU	2001263143 05-16-2001	2001263143 12-07-2006	2001263143 03-22-2007	System and Method of Treating Abnormal Tissue in the Human Esophagus
AU	2005206098 01-07-2005	--	2005206098 10-13-2011	System and Method for Treating Abnormal Epithelium in an Esophagus
AU	2006302688 09-29-2006			Methods and Systems for Determining Physiologic Characteristics for Treatment of the Esophagus
AU	2006318617 11-20-2006	--	--	Precision Ablating Device
AU	2006338555 12-20-2006	--	--	Auto-Aligning Ablating Device and Method of Use
AU	2008275316 07-03-2008	2008275316 01-15-2009	--	Ablation in the Gastrointestinal Tract to Achieve Hemostasis and Eradicate Lesions With a Propensity for Bleeding
AU	2008358029 12-23-2008	--	--	System and Method for Ablational Treatment of Uterine Cervical Neoplasia
AU	2011221375 01-07-2005	--	--	System and Method for Treating Abnormal Epithelium in an Esophagus
BE	01937402.4 05-16-2001	1335677 08-20-2003	1335677 11-14-2007	System and Method of Treating Abnormal Tissue in the Human Esophagus
BE	05077167.4 05-02-2000	1634542 03-15-2009	1634542 04-09-2008	Integrated Tissue Heating and Cooling Apparatus
BR	PI 0616840-0 09-29-2006	PI 0616840-0 07-05-2011	--	Methods and Systems for Determining Physiologic Characteristics for Treatment of the Esophagus
BR	PI 0618981-4 11-20-2006	--	--	Precision Ablating Device

2-Letter Country Code	Application No. Filing Date	Publication No. Publication Date	Patent No. Issue Date	Title
BR	PI 0620168-7 12-20-2006	PI 0620168-7 A2 11-01-2011	--	Auto-Aligning Ablating Device and Method of Use
BR	PI 0813579-7 07-03-2008	--	--	Ablation in the Gastrointestinal Tract to Achieve Hemostasis and Eradicate Lesions With a Propensity for Bleeding
BR	PI 0822808-6 12-23-2008	--	--	System and Method for Ablational Treatment of Uterine Cervical Neoplasia
CA	2,388,861 11-16-2000	2,388,861 05-25-2001	--	System and Method of Treating Abnormal Tissue in the Human Esophagus
CA	2,427,978 05-16-2001	2,427,978 05-23-2003	--	System and Method of Treating Abnormal Tissue in the Human Esophagus
CA	2,552,787 01-07-2005	--	--	System and Method for Treating Abnormal Epithelium in an Esophagus
CA	2,624,792 09-29-2006	2,627,792 04-19-2007	--	Methods and Systems for Determining Physiologic Characteristics for Treatment of the Esophagus
CA	2,630,565 11-20-2006	--	--	Precision Ablating Device
CA	2,633,687 12-20-2006			Auto-Aligning Ablating Device and Method of Use
CA	2,692,669 07-03-2008	2,692,669 01-15-2009		Ablation in the Gastrointestinal Tract to Achieve Hemostasis and Eradicate Lesions With a Propensity for Bleeding
CA	2,727,945 12-23-2008	--	--	System and Method for Ablational Treatment of Uterine Cervical Neoplasia
CH	01937402.4 05-16-2001	1335677 08-20-2003	1335677 11-14-2007	System and Method of Treating Abnormal Tissue in the Human Esophagus
CH	05077167.4 05-02-2000	1634542 03-15-2009	1634542 04-09-2008	Integrated Tissue Heating and Cooling Apparatus
CN	200680050621.4 11-20-2006	101355913 A 01-28-2009	101355913 06-08-2011	Precision Ablating Device
CN	200680052200.5 12-20-2006	101563042 10-21-2009	101536042 07-13-2011	Auto-Aligning Ablating Device and Method of Use
CN	200880102747.0 07-03-2008	101778605 07-14-2010	--	Ablation in the Gastrointestinal Tract to Achieve Hemostasis and Eradicate Lesions With a Propensity for Bleeding

2-Letter Country Code	Application No. Filing Date	Publication No. Publication Date	Patent No. Issue Date	Title
CN	200880130549.5 12-23-2008	102105115 06-22-2011	--	System and Method for Ablational Treatment of Uterine Cervical Neoplasia
DE	01937402.4 05-16-2001	1335677 08-20-2003	60131443 11-14-2007	System and Method of Treating Abnormal Tissue in the Human Esophagus
DE	05077167.4 05-02-2000	1634542 03-15-2009	60038581 04-09-2008	Integrated Tissue Heating and Cooling Apparatus
EP	00978746.6 11-16-2000	1229849 08-14-2002	--	System and Method of Treating Abnormal Tissue in the Human Esophagus
EP	01937402.4 05-16-2001	1335677 08-20-2003	1335677 11-14-2007	System and Method of Treating Abnormal Tissue in the Human Esophagus
EP	05077167.4 05-02-2000	1634542 03-15-2009	--	Integrated Tissue Heating and Cooling Apparatus
EP	05705201.1 01-07-2005	1708636 10-11-2006	--	System and Method for Treating Abnormal Epithelium in an Esophagus
EP	06815716.3 09-29-2006	1931272 06-18-2008	--	Methods and Systems for Determining Physiologic Characteristics for Treatment of the Esophagus
EP	06838115.1 11-20-2006	1956993 08-20-2008	--	Precision Ablating Device
EP	06849992.0 12-20-2006	1968471 09-17-2008	--	Auto-Aligning Ablating Device and Method of Use
EP	08781394.5 07-03-2008	2170202 04-07-2010	--	Ablation in the Gastrointestinal Tract to Achieve Hemostasis and Eradicate Lesions With a Propensity for Bleeding
EP	08874750.6 12-23-2008	2299923 03-30-2011	--	System and Method for Ablational Treatment of Uterine Cervical Neoplasia
ES	01937402.4 05-16-2001	1335677 08-20-2003	2296754 05-01-2008	System and Method of Treating Abnormal Tissue in the Human Esophagus
ES	05077167.4 05-02-2000	1634542 03-15-2009	1634542 04-09-2008	Integrated Tissue Heating and Cooling Apparatus
FR	01937402.4 05-16-2001	1335677 08-20-2003	1335677 11-14-2007	System and Method of Treating Abnormal Tissue in the Human Esophagus
FR	05077167.4 05-02-2000	1634542 03-15-2009	1634542 04-09-2008	Integrated Tissue Heating and Cooling Apparatus

2-Letter Country Code	Application No. Filing Date	Publication No. Publication Date	Patent No. Issue Date	Title
GB	01937402.4 05-16-2001	1335677 08-20-2003	1335677 11-14-2007	System and Method of Treating Abnormal Tissue in the Human Esophagus
GB	05077167.4 05-02-2000	1634542 03-15-2009	1634542 04-09-2008	Integrated Tissue Heating and Cooling Apparatus
HK	03100878.4 11-16-2000	1050126 06-30-2011	--	System and Method of Treating Abnormal Tissue in the Human Esophagus
HK	05077167.4 05-02-2000	--	--	Integrated Tissue Heating and Cooling Apparatus
HK	08109584.5 09-29-2006	1113996 10-24-2008	--	Methods and Systems for Determining Physiologic Characteristics for Treatment of the Esophagus
HK	09101140.8 11-20-2006	1121019 04-17-2009		Precision Ablating Device
HK	09102553.6 03-17-2009	1122203 05-15-2009	??	Auto-Aligning Ablating Device and Method of Use
IE	05077167.4 05-02-2000	1634542 03-15-2009	1634542 04-09-2008	Integrated Tissue Heating and Cooling Apparatus
IT	01937402.4 05-16-2001	1335677 08-20-2003	1335677 11-14-2007	System and Method of Treating Abnormal Tissue in the Human Esophagus
IT	05077167.4 05-02-2000	1634542 03-15-2009	1634542 04-09-2008	Integrated Tissue Heating and Cooling Apparatus
JP	2002-542292 05-16-2001	2005-503181 02-03-2005	--	System and Method of Treating Abnormal Tissue in the Human Esophagus
JP	2008-534571 09-29-2006	2009-509713 03-12-2009	--	Methods and Systems for Determining Physiologic Characteristics for Treatment of the Esophagus
JP	2008-542398 11-20-2006	2009-517130 04-30-2009	--	Precision Ablating Device
JP	2008-547527 12-20-2006	2009-520572 05-28-2009		Auto-Aligning Ablating Device and Method of Use
JP	2010-516162 07-03-2008	2010-532702 10-14-2010	--	Ablation in the Gastrointestinal Tract to Achieve Hemostasis and Eradicate Lesions With a Propensity for Bleeding
JP	2011-138107 05-16-2001	2011-218189 11-04-2011	--	System and Method of Treating Abnormal Tissue in the Human Esophagus

2-Letter Country Code	Application No. Filing Date	Publication No. Publication Date	Patent No. Issue Date	Title
JP	2011-514570 12-23-2008	2011-524785 09-08-2011	--	System and Method for Ablational Treatment of Uterine Cervical Neoplasia
KR	10-2008-7015257 11-20-2006	2008-0084981 09-22-2008	--	Precision Ablating Device
KR	10-2008-7017794 12-20-2006	2008-0091149 10-09-2008	--	Auto-Aligning Ablating Device and Method of Use
KR	10-2010-7002842 07-03-2008	2010-0058465 06-03-2010		Ablation in the Gastrointestinal Tract to Achieve Hemostasis and Eradicate Lesions With a Propensity for Bleeding
KR	10-2011-7001323 12-23-2008	2011-0041478 04-21-2011	--	System and Method for Ablational Treatment of Uterine Cervical Neoplasia
LU	05077167.4 05-02-2000	1634542 03-15-2009	1634542 04-09-2008	Integrated Tissue Heating and Cooling Apparatus
MX	MX/a/2008/004552 09-29-2006	--	--	Methods and Systems for Determining Physiologic Characteristics for Treatment of the Esophagus
MX	MX/a/2008/006651 11-20-2006	--	293078 12-05-2011	Precision Ablating Device
MX	MX/a/2008/008123 12-20-2006	2008008123 09-08-2008	--	Auto-Aligning Ablating Device and Method of Use
MX	MX/a/2010/000168 07-03-2008	2010000168 07-02-2010		Ablation in the Gastrointestinal Tract to Achieve Hemostasis and Eradicate Lesions With a Propensity for Bleeding
MX	MX/a/2010/014199 12-23-2008	--	--	System and Method for Ablational Treatment of Uterine Cervical Neoplasia
MX	MX/a/2011/010686 10-10-2011	--	--	Precision Ablating Device
NL	01937402.4 05-16-2001	1335677 08-20-2003	1335677 11-14-2007	System and Method of Treating Abnormal Tissue in the Human Esophagus
NL	05077167.4 05-02-2000	1634542 03-15-2009	1634542 04-09-2008	Integrated Tissue Heating and Cooling Apparatus
PCT	PCT/US006/044964 11-20-2006	2007/061984 05-31-2007	--	Precision Ablating Device
PT	01937402.4 05-16-2001	1335677 08-20-2003	1335677 11-14-2007	System and Method of Treating Abnormal Tissue in the Human Esophagus

2-Letter Country Code	Application No. Filing Date	Publication No. Publication Date	Patent No. Issue Date	Title
SE	01937402.4 05-16-2001	1335677 08-20-2003	1335677 11-14-2007	System and Method of Treating Abnormal Tissue in the Human Esophagus
SE	05077167.4 05-02-2000	1634542 03-15-2009	1634542 04-09-2008	Integrated Tissue Heating and Cooling Apparatus
TR	01937402.4 05-16-2001	1335677 08-20-2003	2008 00869 11-14-2007	System and Method of Treating Abnormal Tissue in the Human Esophagus
TW	97125610 07-07-2008	200911316 03-16-2009	--	Method and Apparatus for Gastrointestinal Tract Ablation to Lose Body Weight Gained After a Weight-Loss Operation
TW	97125611 07-07-2008	200916048 04-16-2009		Ablation in the Gastrointestinal Tract to Achieve Hemostasis and Eradicate Lesions With a Propensity for Bleeding
TW	97128905 07-30-2008	200914072 04-01-2009	--	Cleaning Device and Methods
US	09/714,344 11-16-2000	--	6,551,310 04-22-2003	System and Method of Treating Abnormal Tissue in the Human Esophagus
US	10/247,153 09-19-2002	2003-0023287 01-30-2003	6,872,206 03-29-2005	Methods for Treating the Cardia of the Stomach
US	10/370,645 02-19-2003	2003-0158550 08-21-2003	7,530,979 05-12-2009	Method Of Treating Abnormal Tissue In The Human Esophagus
US	10/426,923 04-29-2003	2004-0087936 05-06-2004	--	System and Method for Treating Abnormal Tissue in an Organ Having a Layered Tissue Structure
US	10/754,444 01-09-2004	2005-0171524 08-04-2005	7,150,745 12-19-2006	Devices and Methods for Treatment of Luminal Tissue
US	10/754,445 01-09-2004	2004-0215296 10-28-2004	--	System and Method for Treating Abnormal Epithelium in an Esophagus
US	10/754,452 01-09-2004	2004-0215235 10-28-2004	--	Methods and Systems for Determining Physiologic Characteristics for Treatment of the Esophagus
US	11/244,385 10-04-2005	2006-0095032 05-04-2006	--	Methods and Systems for Determining Physiologic Characteristics for Treatment of the Esophagus
US	11/275,244 12-20-2005	2007-0118104 05-24-2007		Auto-Aligning Ablating Device and Method of Use
US	11/286,257 11-23-2005	2007-0135809 06-14-2007	7,959,627 06-14-2011	Precision Ablating Device

2-Letter Country Code	Application No. Filing Date	Publication No. Publication Date	Patent No. Issue Date	Title
US	11/286,444 11-23-2005	2007-0118106 05-24-2007	7,997,278 08-16-2011	Precision Ablating Device
US	11/420,712 05-26-2006	2006-0259028 11-16-2006	7,632,268 12-15-2009	System for Tissue Ablation
US	11/420,714 05-26-2006	2006-0259029 11-16-2006	7,507,234 03-24-2009	Method for Cryogenic Tissue Ablation
US	11/420,719 05-26-2006	2006-0259030 11-16-2006	7,507,238 03-24-2009	Method for Vacuum-Assisted Tissue Ablation
US	11/420,722 05-26-2006	2006-0282071 12-14-2006	7,556,628 07-07-2009	Method for Tissue Ablation
US	11/557,445 11-07-2006	2007-0066973 03-22-2007	7,344,535 03-18-2008	Devices and Methods for Treatment of Luminal Tissue
US	11/633,938 12-04-2006	2007-0100333 05-03-2007	7,993,336 08-09-2011	Methods and Systems for Determining Physiologic Characteristics for Treatment of the Esophagus
US	11/830,251 07-30-2007	2009-0036733 02-05-2009	--	Cleaning Device and Methods
US	11/830,291 07-30-2007	2009-0036886 02-05-2009	--	Cleaning Device and Methods
US	11/959,310 12-18-2007	2008-0097427 04-24-2008	--	Devices and Methods for Treatment of Luminal Tissue
US	12/114,628 05-02-2008	2008-0275445 11-06-2008	--	Method and Apparatus for Gastrointestinal Tract Ablation for Treatment Of Obesity
US	12/143,404 06-20-2008	2008-0319350 12-25-2008	--	Electrical Means to Normalize Ablational Energy Transmission to a Luminal Tissue Surface of Varying Size
US	12/167,902 07-03-2008	2009-0012512 01-08-2009	--	Method and Apparatus for Gastrointestinal Tract Ablation to Achieve Loss of Persistent and/or Recurrent Excess Body Weight Following a Weight-Loss Operation
US	12/167,931 07-03-2008	2009-0012513 01-08-2009	--	Ablation in the Gastrointestinal Tract to Achieve Hemostasis and Eradicate Lesions With a Propensity for Bleeding
US	12/168,042 07-03-2008	2009-0012518 01-08-2009	--	Method and Apparatus for Ablation of Benign, Pre-Cancerous and Early Cancerous Lesions That Originate Within the Epithelium and are Limited to the Mucosal Layer of the Gastrointestinal Tract

2-Letter Country Code	Application No. Filing Date	Publication No. Publication Date	Patent No. Issue Date	Title
US	12/259,136 10-27-2008	2009-0048593 02-19-2009	--	System and Method of Treating Abnormal Tissue in the Human Esophagus
US	12/270,373 11-13-2008	2009-0318914 12-24-2009	--	System and Method for Ablational Treatment of Uterine Cervical Neoplasia
US	12/404,159 03-13-2009	2009-0177194 07-09-2009	--	Auto-Aligning Ablating Device and Method of Use
US	12/620,924 11-18-2009	2010-0063495 03-11-2010	--	System for Tissue Ablation
US	12/787,324 05-25-2010	2010-0234840 09-16-2010	8,012,149 09-06-2011	Methods and Systems for Determining Physiologic Characteristics for Treatment of the Esophagus
US	13/051,738 03-18-2011	--	--	Selectively Expandable Operative Element Support Structure and Methods of Use
US	13/181,484 07-12-2011	2012-0004656 01-05-2012	--	Methods and Systems for Treatment of Tissue in a Body Lumen
US	13/181,490 07-12-2011	2011-0270249 11-03-2011	--	Precision Ablating Device
US	13/189,793 07-25-2011	2012-0004654 01-05-2012	--	Methods and Systems for Determining Physiologic Characteristics for Treatment of the Esophagus
US	60/162,316 10-28-1999	--	--	System and Method of Treating Barrett's Epithelium
US	60/165,687 11-16-1999	--	--	System and Method of Treating Barrett's Epithelium
US	60/377,336 04-30-2002	--	--	System and Method of Treating Abnormal Tissue in an Organ Having a Layered Tissue Structure
US	60/916,248 05-04-2007	--	--	Method and Apparatus for Treating Obesity
US	60/936,865 06-22-2007	--	--	Electrical Means to Estimate Diameter Measurements and an Unfurling Electrode Concept to Adapt to Any Body Orifice
US	60/958,543 07-06-2007	--	--	Non-Barrett's Mucosal Ablation and Tissue Tightening Indications Related to Obesity
US	60/958,562 07-06-2007	--	--	Non-Barrett's Mucosal Ablation Disease Targets

2-Letter Country Code	Application No. Filing Date	Publication No. Publication Date	Patent No. Issue Date	Title
US	60/958,566 07-06-2007	--	--	Non-Barrett's Mucosal Ablation Disease Targets
US	61/045,173 04-15-2008	--	--	Methods and Apparatus for Treating Tissue in the Esophagus
US	61/073,722 06-18-2008	--	--	System and Method for Ablational Treatment of Cervical Dysplasia
US	61/167,041 04-06-2009	--	--	Ablational Device with Ability to Rotate Around the Longitudinal Axis of an Endoscope
US	61/527,554 08-25-2011	--	--	Devices and Methods for Treatment of Luminal Tissue
US	61/534,318 09-13-2011	--	--	Operative Element Support Structure and Method
WO	PCT/US006/048719 12-20-2006	2007/097805 08-30-2007	--	Auto-Aligning Ablating Device and Method of Use
WO	PCT/US008/069243 07-03-2008	2009/009443 01-15-2009	--	Method and Apparatus for Gastrointestinal Tract Ablation to Lose Body Weight Gained After a Weight-Loss Operation
WO	PCT/US03/13647 04-30-2003	2003/092609 11-13-2003	--	System and Method of Treating Abnormal Tissue in an Organ Having a Layered Tissue Structure
WO	PCT/US2000/029890 10-27-2000	--	--	System and Method of Treating Abnormal Tissue in the Human Esophagus
WO	PCT/US2000/031561 11-16-2000	2001/035846 05-25-2001	--	System and Method of Treating Abnormal Tissue in the Human Esophagus
WO	PCT/US2001/015680 05-16-2001	2002/039915 05-23-2002	--	System and Method of Treating Abnormal Tissue in the Human Esophagus
WO	PCT/US2003/013647 04-30-2003	2003/092609 11-13-2003	--	System and Method of Treating Abnormal Tissue in an Organ Having a Layered Tissue Structure
WO	PCT/US2005/000432 01-07-2005	2005/070316 08-04-2005	--	System and Method for Treating Abnormal Epithelium in an Esophagus
WO	PCT/US2005/000646 01-06-2005	2005/067668 07-28-2005	--	Devices and Methods for Treatment of Luminal Tissue
WO	PCT/US2005/00397 01-06-2005	2005/070061 08-04-2005	--	Methods and Systems for Determining Physiologic Characteristics for Treatment of the Esophagus

2-Letter Country Code	Application No. Filing Date	Publication No. Publication Date	Patent No. Issue Date	Title
WO	PCT/US2006/037930 09-29-2006	2007/044244 04-19-2007	--	Methods and Systems for Determining Physiologic Characteristics for Treatment of the Esophagus
WO	PCT/US2008/062525 05-02-2008	2008/137757 11-13-2008	--	Method and Apparatus for Gastrointestinal Tract Ablation for Treatment of Obesity
WO	PCT/US2008/069245 07-03-2008	2009/009444 01-15-2009	--	Ablation in the Gastrointestinal Tract to Achieve Hemostasis and Eradicate Lesions With a Propensity for Bleeding
WO	PCT/US2008/071504 07-29-2008	2009/018288 02-05-2009	--	Cleaning Device and Methods
WO	PCT/US2008/088209 12-23-2008	2009/154654 12-23-2009	n/a	System and Method for Ablational Treatment of Uterine Cervical Neoplasia
WO	PCT/US2010/030129 04-06-2010	2010/118054 10-14-2010	--	Rotating Therapy Device
WO	PCT/US2012/029253 03-16-2012	--	--	Selectively Expandable Operative Element Support Structure and Methods of Use

AMENDMENT TO THE ASSIGNMENT

Dated as of March 30, 2012

WHEREAS, BARRX Medical LLC, located at 15 Hampshire St., Mansfield, MA, 02048, was a limited liability company organized under the laws of the State of Delaware and owner of the patent applications and patents in the Assignment dated March 30, 2012 (hereinafter referred to as "Assignor"); and

WHEREAS, Covidien LP, formerly known as Tyco Healthcare Group LP, 15 Hampshire St., Mansfield, MA, 02048, a limited partnership organized under the laws of the State of Delaware (hereinafter referred to as "Assignee").

Corrections to paragraphs 1 and 2 of the original assignment should read as follows:

Currently reads: "02038"

Should read: "02048".

[CONTINUED ON NEXT PAGE]

IN TESTIMONY WHEREOF, Assignor has signed his name on the date indicated.

**Covidien LP, formerly known as
Tyco Healthcare Group LP
as successor to
BARRX Medical LLC**

**Covidien LP, formerly known
TYCO Healthcare Group LP**

Printed Name: Matthew J. Nicolella

Printed Name: Matthew J. Nicolella

Title: Vice President and Assistant Secretary

Title: Vice President and Assistant Secretary

Dated: May 31, 2013

Dated: May 31, 2013

WITNESS

WITNESS

Printed Name: Michelle Enos

Printed Name: Michelle Enos

Dated: May 31, 2013

Dated: May 31, 2013

State of Massachusetts)
) ss
County of Bristol)

On this 31st day of MAY, 2013, before me, the undersigned Notary Public, personal appeared Matthew J. Nicolella, proved to me through satisfactory evidence of identification, which was a Drivers License, to be the person whose name is signed above in my presence.

Notary Public

SEAL

