

PATENT ASSIGNMENT COVER SHEET

Electronic Version v1.1
 Stylesheet Version v1.2

EPAS ID: PAT4274755

SUBMISSION TYPE:	NEW ASSIGNMENT	
NATURE OF CONVEYANCE:	ASSIGNMENT	
CONVEYING PARTY DATA		
	Name	Execution Date
	MAXIM INTEGRATED PRODUCTS, INC.	06/23/2015
RECEIVING PARTY DATA		
Name:	QUALCOMM TECHNOLOGIES, INC	
Street Address:	5775 MOREHOUSE DRIVE	
City:	SAN DIEGO	
State/Country:	CALIFORNIA	
Postal Code:	92121-1714	
PROPERTY NUMBERS Total: 1		
	Property Type	Number
	Application Number:	15378897
CORRESPONDENCE DATA		
Fax Number:	(510)663-1100	
<i>Correspondence will be sent to the e-mail address first; if that is unsuccessful, it will be sent using a fax number, if provided; if that is unsuccessful, it will be sent via US Mail.</i>		
Phone:	5106631100	
Email:	jmorrison@wavsip.com	
Correspondent Name:	WEAVER AUSTIN VILLENEUVE & SAMPSON LLP	
Address Line 1:	P.O. BOX 70250	
Address Line 4:	OAKLAND, CALIFORNIA 94612-0250	
ATTORNEY DOCKET NUMBER:	QUALP389C1US	
NAME OF SUBMITTER:	ROGER S. SAMPSON	
SIGNATURE:	/Roger S. Sampson/	
DATE SIGNED:	02/14/2017	
Total Attachments: 34		
source=154429C1_QUALP389C1US_Executed_Assignment_Maxim_to_Qualcomm#page1.tif		
source=154429C1_QUALP389C1US_Executed_Assignment_Maxim_to_Qualcomm#page2.tif		
source=154429C1_QUALP389C1US_Executed_Assignment_Maxim_to_Qualcomm#page3.tif		
source=154429C1_QUALP389C1US_Executed_Assignment_Maxim_to_Qualcomm#page4.tif		
source=154429C1_QUALP389C1US_Executed_Assignment_Maxim_to_Qualcomm#page5.tif		
source=154429C1_QUALP389C1US_Executed_Assignment_Maxim_to_Qualcomm#page6.tif		

source=154429C1_QUALP389C1US_Executed_Assignment_Maxim_to_Qualcomm#page7.tif
source=154429C1_QUALP389C1US_Executed_Assignment_Maxim_to_Qualcomm#page8.tif
source=154429C1_QUALP389C1US_Executed_Assignment_Maxim_to_Qualcomm#page9.tif
source=154429C1_QUALP389C1US_Executed_Assignment_Maxim_to_Qualcomm#page10.tif
source=154429C1_QUALP389C1US_Executed_Assignment_Maxim_to_Qualcomm#page11.tif
source=154429C1_QUALP389C1US_Executed_Assignment_Maxim_to_Qualcomm#page12.tif
source=154429C1_QUALP389C1US_Executed_Assignment_Maxim_to_Qualcomm#page13.tif
source=154429C1_QUALP389C1US_Executed_Assignment_Maxim_to_Qualcomm#page14.tif
source=154429C1_QUALP389C1US_Executed_Assignment_Maxim_to_Qualcomm#page15.tif
source=154429C1_QUALP389C1US_Executed_Assignment_Maxim_to_Qualcomm#page16.tif
source=154429C1_QUALP389C1US_Executed_Assignment_Maxim_to_Qualcomm#page17.tif
source=154429C1_QUALP389C1US_Executed_Assignment_Maxim_to_Qualcomm#page18.tif
source=154429C1_QUALP389C1US_Executed_Assignment_Maxim_to_Qualcomm#page19.tif
source=154429C1_QUALP389C1US_Executed_Assignment_Maxim_to_Qualcomm#page20.tif
source=154429C1_QUALP389C1US_Executed_Assignment_Maxim_to_Qualcomm#page21.tif
source=154429C1_QUALP389C1US_Executed_Assignment_Maxim_to_Qualcomm#page22.tif
source=154429C1_QUALP389C1US_Executed_Assignment_Maxim_to_Qualcomm#page23.tif
source=154429C1_QUALP389C1US_Executed_Assignment_Maxim_to_Qualcomm#page24.tif
source=154429C1_QUALP389C1US_Executed_Assignment_Maxim_to_Qualcomm#page25.tif
source=154429C1_QUALP389C1US_Executed_Assignment_Maxim_to_Qualcomm#page26.tif
source=154429C1_QUALP389C1US_Executed_Assignment_Maxim_to_Qualcomm#page27.tif
source=154429C1_QUALP389C1US_Executed_Assignment_Maxim_to_Qualcomm#page28.tif
source=154429C1_QUALP389C1US_Executed_Assignment_Maxim_to_Qualcomm#page29.tif
source=154429C1_QUALP389C1US_Executed_Assignment_Maxim_to_Qualcomm#page30.tif
source=154429C1_QUALP389C1US_Executed_Assignment_Maxim_to_Qualcomm#page31.tif
source=154429C1_QUALP389C1US_Executed_Assignment_Maxim_to_Qualcomm#page32.tif
source=154429C1_QUALP389C1US_Executed_Assignment_Maxim_to_Qualcomm#page33.tif
source=154429C1_QUALP389C1US_Executed_Assignment_Maxim_to_Qualcomm#page34.tif

PATENT ASSIGNMENT

This **PATENT ASSIGNMENT** (the "Assignment") is entered into effective as of June 23, 2015, by and between Qualcomm Technologies, Inc., a Delaware corporation ("**Purchaser**") and Maxim Integrated Products, Inc., a Delaware corporation ("**Seller**" and "**Assignor**"). Capitalized terms used but not defined herein have the meanings ascribed to them in the Asset Purchase Agreement (defined below).

WHEREAS, the Assignor and the Assignee are parties to that certain Asset Purchase Agreement, dated as of June 23, 2015 (the "Asset Purchase Agreement"), pursuant to which Assignor has agreed to, among other things, sell, assign, transfer, convey, and deliver to Assignee all of Assignor's right, title, and interest in and to the Assigned Patents for consideration and upon the terms and conditions set forth in the Asset Purchase Agreement; and

NOW, THEREFORE, pursuant to the Asset Purchase Agreement, and for good and valuable consideration, the receipt and sufficiency of which are hereby acknowledged, the parties hereto agree as follows:

1. Conveyance. Other than, and subject to, the Retained Rights as set forth in the Asset Purchase Agreement, Assignor hereby sells, assigns, transfers, conveys, and delivers to Assignee all of Assignor's right, title and interest in and throughout the United States of America, its territories and all foreign countries, in, to and under the issued patents, patent applications and invention disclosure forms listed on Schedule A hereto, including all reissues, divisionals, continuations, continuations-in-part, revisions, reexaminations, extensions and counterparts (whether foreign or domestic) claiming priority to or based on any of the foregoing items, together with all patents issuing therefrom, all inventions and improvements claimed or described in any of the foregoing, all rights to collect royalties, products and proceeds in connection with any of the foregoing (collectively, the "Assigned Patents" provided, that the meaning and content of Assigned Patents in this Assignment shall be identical to, and not broader than, the meaning and content of the term "Assigned Patents" in the Asset Purchase Agreement), and all rights to sue and bring other claims for past, present and future infringement, misappropriation or other violation of any of the foregoing and all rights to recover damages (including attorney's fees and expenses) or lost profits in connection therewith.
2. Recordation. Assignor hereby requests the United States Patent and Trademark Office Commissioner for Patents and any other applicable governmental entity or registrar (including any applicable foreign or international office or registrar), to record Assignee as the assignee and owner of the Assigned Patents. Assignor further authorizes the respective patent office or governmental agency in each other jurisdiction to issue any and all patents or certificates of invention which may be granted upon any of the Assigned Patents in the name of Assignee, as the assignee to the entire interest therein.

3. Information and Assistance.

3.1 Upon Assignee's reasonable request, subject to Assignee's compensation of Assignor's reasonable costs related thereto, Assignor shall execute, acknowledge and deliver all such other instruments and documents and shall take all such other actions reasonably necessary or required by law to consummate and make fully effective the transaction contemplated by this Assignment.

3.2 If Assignee is unable for any reason to secure Assignor's signature to any document required to file, prosecute, register or memorialize the assignment of any rights under any Assigned Patents as provided under this Assignment, Assignor hereby irrevocably designates and appoints Assignee and Assignee's duly authorized officers and agents as Assignor's agents and attorneys-in-fact to act for and on Assignor's behalf and instead of Assignor to take all lawfully permitted acts to further the filing, prosecution, registration, memorialization of assignment, issuance and enforcement of rights under such Assigned Patents, all with the same legal force and effect as if executed by Assignor. The foregoing is deemed a power coupled with an interest and is irrevocable.

4. Successors and Assigns. This Assignment and all the provisions hereof shall be binding upon and shall inure to the benefit of the parties hereto and their respective successors and permitted assigns and nothing herein express or implied shall give or be construed to give to any person, other than the parties hereto and their respective successors and permitted assigns, any legal or equitable rights hereunder.

5. Counterparts. This Assignment may be executed in one or more counterparts, all of which shall be considered one and the same agreement and shall become effective when one or more counterparts have been signed by each of the parties and delivered to the other parties; it being understood that all parties need not sign the same counterpart and such counterparts may be delivered by the parties hereto via facsimile or electronic transmission.

6. Section Headings. The section headings contained in this Assignment are for reference purposes only, and shall not in any way affect the meaning or interpretation of this Assignment.

7. Asset Purchase Agreement Controls. This Assignment is provided pursuant to the Asset Purchase Agreement, to which reference is made for a further statement of the rights and obligations of Assignors and Assignee with respect to the Assigned Patents. Nothing contained in this Assignment shall be deemed to modify, supersede, enlarge, limit or affect the rights of any person under the Asset Purchase Agreement. If any provision of this Assignment is inconsistent or conflicts with the Asset Purchase Agreement, the Asset Purchase Agreement shall control.

8. No Waiver. No modification, waiver or termination of this Assignment shall be binding unless executed in writing by each of the parties hereto. No waiver of any of the provisions of this Assignment shall be deemed or shall constitute a waiver of any other provision hereof, nor shall such waiver constitute a continuing waiver unless otherwise expressly provided.


9. Governing Law. This Assignment shall be governed by, and construed and enforced in accordance with, the laws of the State of California other than conflict of laws principles thereof directing the application of any law other than that of California. The parties hereto irrevocably submit to the exclusive jurisdiction of the United States District Courts in California (or, if subject matter jurisdiction in that court is not available, in the State courts of California) for all disputes between the parties hereto arising out of or relating to this Assignment. The parties hereby consent to and agree to submit to the jurisdiction of such courts. Each of the parties hereto waives, and agrees not to assert in any such dispute, to the fullest extent permitted by Applicable Laws, any claim that (a) such party is not personally subject to the jurisdiction of such courts, (b) such party and such party's property is immune from any legal process issued by such courts or (c) any litigation commenced in such courts is brought in an inconvenient forum.

[Signatures appear on next page]

IN WITNESS WHEREOF, the parties have executed this Patent Assignment on the day and year first above written.


ASSIGNEE:

[Qualcomm Technologies, Inc]

By: 
Name: Venkata S. ~~XX~~ Renduchintala
Title: Executive Vice President and
Co-President, QCT

ASSIGNOR:

[Maxim Integrated Products, Inc.]

By: 
Name: Mark Casper
Title: Vice President, Legal

CERTIFICATE OF ACKNOWLEDGEMENT

State of: _____

County of: _____

On _____, 2015, before me, _____,
(Date) (Name of Notary Public)

personally appeared _____
(Name of Signer)

who provided me on the basis of satisfactory evidence to be the person whose name is subscribed to the within instrument and acknowledged to me that he/she executed the same in his/her authorized capacity, and that by his/her signature on the instrument the person, or the entity upon behalf of which the person acted, executed the instrument.

I certify under PENALTY OF PERJURY under the laws of the State of _____
that the foregoing paragraph is true and correct.

WITNESS my hand and official seal:

Signature: _____ (Seal)

[SIGNATURE PAGE TO PATENT ASSIGNMENT]

ACKNOWLEDGMENT

A notary public or other officer completing this certificate verifies only the identity of the individual who signed the document to which this certificate is attached, and not the truthfulness, accuracy, or validity of that document.


State of California
County of Santa Clara

On July 23, 2015 before me, Le Tuyet Vu, Notary Public
(insert name and title of the officer)

personally appeared Mark Cagoo
who proved to me on the basis of satisfactory evidence to be the person(s) whose name(s) is/are subscribed to the within instrument and acknowledged to me that he/she/they executed the same in his/her/their authorized capacity(ies), and that by his/her/their signature(s) on the instrument the person(s), or the entity upon behalf of which the person(s) acted, executed the instrument.

I certify under PENALTY OF PERJURY under the laws of the State of California that the foregoing paragraph is true and correct.

WITNESS my hand and official seal.



Signature Le Tuyet Vu (Seal)

CALIFORNIA ALL-PURPOSE ACKNOWLEDGMENT

CIVIL CODE § 1189


A notary public or other officer completing this certificate verifies only the identity of the individual who signed the document to which this certificate is attached, and not the truthfulness, accuracy, or validity of that document.

State of California)
 County of San Diego)
 On August 14, 2015 before me, Norman Louis Bautista, Notary Public
Date Here Insert Name and Title of the Officer
 personally appeared Venkata Renduchintala
Name(s) of Signer(s)

who proved to me on the basis of satisfactory evidence to be the person(s) whose name(s) is/are subscribed to the within instrument and acknowledged to me that he/~~she/they~~ executed the same in his/~~her/their~~ authorized capacity(ies), and that by his/~~her/their~~ signature(s) on the instrument the person(s), or the entity upon behalf of which the person(s) acted, executed the instrument.

I certify under PENALTY OF PERJURY under the laws of the State of California that the foregoing paragraph is true and correct.

WITNESS my hand and official seal.



Signature [Handwritten Signature]
Signature of Notary Public

Place Notary Seal Above

OPTIONAL

Though this section is optional, completing this information can deter alteration of the document or fraudulent reattachment of this form to an unintended document.

Description of Attached Document

Title or Type of Document: Patent Assignment Document Date: 6/23/2015
 Number of Pages: _____ Signer(s) Other Than Named Above: _____

Capacity(ies) Claimed by Signer(s)

Signer's Name: Venkata Renduchintala
☐ Corporate Officer — Title(s): _____
☐ Partner — ☐ Limited ☐ General
☐ Individual ☐ Attorney in Fact
☐ Trustee ☐ Guardian or Conservator
☒ Other: _____
 Signer Is Representing: Qualcomm
TECHNOLOGIES, INC.

Signer's Name: _____
☐ Corporate Officer — Title(s): _____
☐ Partner — ☐ Limited ☐ General
☐ Individual ☐ Attorney in Fact
☐ Trustee ☐ Guardian or Conservator
☐ Other: _____
 Signer Is Representing: _____

Schedule AUnited States

Attorney Ref	Title	Status	Application Number	Filing Date	Issue Date	Publication Number	Patent	Country
MAXM-0565	SYSTEM AND METHOD FOR INTERFACING APPLICATIONS PROCESSOR TO TOUCHSCREEN DISPLAY FOR REDUCED DATA TRANSFER	Allowed	12/620,430	11/17/2009		20100149121		US
MAXM-0890	METHOD AND APPARATUS FOR IMPROVING DYNAMIC RANGE OF A TOUCHSCREEN CONTROLLER	Issued	12/986,776	1/7/2011	12/3/2013	20110261005	8,599,167	US
MAXM-0891	SYSTEM FOR AND METHOD OF TRANSFERRING CHARGE TO CONVERT CAPACITANCE TO VOLTAGE FOR TOUCHSCREEN CONTROLLERS	Issued	12/986,841	1/7/2011	1/7/2014	20110261006	8,624,870	US
MAXM-0892	NOISE CANCELLATION TECHNIQUE FOR CAPACITIVE TOUCHSCREEN CONTROLLER USING DIFFERENTIAL SENSING	Issued	12/986,881	1/7/2011	7/23/2013	20110261007	8,493,356	US

Attorney Ref	Title	Status	Application Number	Filing Date	Issue Date	Publication Number	Patent	Country
MAXM-0893	USE OF RANDOM SAMPLING TECHNIQUE TO REDUCE FINGER-COUPLED NOISE	Published	12/987,008	1/7/2011		20110261008		US
MAXM-0944	CIRCUITS, DEVICES AND METHODS HAVING PIPELINED CAPACITANCE SENSING	Allowed	13/403,895	2/23/2012		20120217981		US
MAXM-0946.1	CAPACTIVE TOUCH SENSE ARCHITECTURE	Issued	13/403,873	2/23/2012	11/4/2014	20130162586	8,878,797	US
MAXM-0946.2	CONTINUOUS TIME CORRELATOR ARCHITECTURE	Issued	13/404,594	2/24/2012	2/4/2014	20120218223	8,643,619	US
MAXM-0947.1	MIXED-SIGNAL INTEGRATOR ARCHITECTURE	Issued	13/404,722	2/24/2012	11/5/2013	20120274404	8,575,988	US
MAXM-0947.2	CALIBRATION FOR MIXED-SIGNAL INTEGRATOR ARCHITECTURE	Issued	13/404,817	2/24/2012	2/25/2014	20120218020	8,659,343	US
MAXM-0948	BACKGROUND NOISE MEASUREMENT AND FREQUENCY SELECTION IN TOUCH PANEL SENSOR SYSTEMS	Issued	13/401,995	2/22/2012	10/14/2014	20120217978	8,860,432	US
MAXM-0950	CANCELLING TOUCH PANEL OFFSET OF A TOUCH PANEL SENSOR	Published	13/402,485	2/22/2012		20120218222		US
MAXM-0999	TOUCH PANEL TESTING USING MUTUAL CAPACITOR MEASUREMENTS	Allowed	13/472,009	5/15/2012				US

Attorney Ref	Title	Status	Application Number	Filing Date	Issue Date	Publication Number	Patent	Country
MAXM-1002	HADAMARD MATRIX BASED PROJECTED MUTUAL CAPACITANCE TOUCH PANEL DECODING	Issued	13/480,357	5/24/2012	3/17/2015		8,982,091	US
MAXM-1003	DIGITAL FILTERING AND SPREAD SPECTRUM BASED INTERFERENCE MITIGATION FOR MUTUAL & SELF CAPACITANCE PANEL	Issued	13/480,414	5/24/2012	3/3/2015		8,970,544	US
MAXM-1004	MUTUAL CAPACITANCE LARGE PANEL PHASE SHIFT MITIGATION	Allowed	13/480,395	5/24/2012				US
MAXM-1009	INTER-SYMBOL INTERFERENCE REDUCTION FOR MUTUAL & SELF CAPACITANCE PANEL	Published	13/479,428	5/24/2012		20120313890		US
MAXM-1019	HOVER, PALM AND SPURIOUS REJECTION FOR MUTUAL CAPACITANCE TOUCH CONTROLLERS	Allowed	13/479,459	5/24/2012				US
MAXM-1086	CAPACITIVE TOUCH PANEL HAVING PROTRUSIONS FORMED BETWEEN DRIVE AND/OR SENSOR ELECTRODES	Allowed	13/370,087	2/9/2012		20130207923		US

Attorney Ref	Title	Status	Application Number	Filing Date	Issue Date	Publication Number	Patent	Country
MAXM-1112	TOUCH PANEL FOR MITIGATING AND/OR EXAGGERATING FLOATING CONDITION EFFECTS	Published	13/370,121	2/9/2012		20130207924		US
MAXM-1172	TOUCH PANEL EXCITATION USING A DRIVER SIGNAL HAVING TIME-VARYING CHARACTERISTICS	Allowed	13/571,765	8/10/2012		20130194225		US
MAXM-1207	DUAL-MODE CAPACITANCE SENSING IN A TOUCH PANEL SENSOR	Published	13/684,702	11/26/2012		20140145997		US
MAXM-1209	TOUCH PANEL SENSOR SYSTEM HAVING MULTI-FREQUENCY DRIVE SIGNALS	Pending	13/719,656	12/19/2012				US
MAXM-1212	TOUCH PANEL SENSOR FOR MITIGATING EFFECTS OF A FLOATING CONDITION	Published	13/650,059	10/11/2012		20140104221		US
MAXM-1262	CHIP-ON-GLASS FOR TOUCH APPLICATIONS	Published	13/786,564	3/6/2013		20140253459		US
MAXM-1269	DIFFERENTIAL PIXEL TEST FOR CAPACITIVE TOUCH SCREENS	Pending	14/032,346	9/20/2013				US
MAXM-1293	TOUCH PANEL CONTROLLER INTEGRATED WITH HOST PROCESSOR FOR DYNAMIC BASELINE IMAGE UPDATE	Pending	13/749,829	1/25/2013				US

Attorney Ref	Title	Status	Application Number	Filing Date	Issue Date	Publication Number	Patent	Country
MAXM-1335	TOUCH PANEL SENSOR HAVING DUAL-MODE CAPACITIVE SENSING FOR DETECTING AN OBJECT	Published	14/182,838	2/18/2014		20140240280		US
MAXM-1343	CAPACITIVE TOUCH PANEL CONFIGURED TO SENSE BOTH ACTIVE AND PASSIVE INPUT WITH A SINGLE SENSOR	Published	13/899,700	5/22/2013		US20140347311		US
MAXM-1354	One Method to Save Power Consumption in Capacitive Touch Sensing System	Pending	14/264,317	4/29/2014				US
MAXM-1367	ONE METHOD TO DRIVE TOUCH PANEL TO MEASURE HOVER	Published	14/108,672	12/17/2013		US20140375598		US
MAXM-1405	Touch sensor design for better hover detection using traditional/mutual capacitive technology	Pending	14/306,410	6/17/2014				US
MAXM-1441	HYBRID PEN DEVICE AND METHOD	Pending	14/497,684	9/26/2014				US
MAXM-1442	UNIQUE IDENTIFICATION USING FLOATING OBJECT	Pending	14/297,753	6/6/2014				US
MAXM-1453	CAPACITIVE TOUCH PANEL WITH INCREASED SCAN FREQUENCY	Pending	14/580,543	12/23/2014				US

Attorney Ref	Title	Status	Application Number	Filing Date	Issue Date	Publication Number	Patent	Country
MAXM-1458	HIGH-RESOLUTION ELECTRIC FIELD SENSOR IN COVER GLASS	Pending	14/496,073	9/25/2014				US
MAXM-1463	TOUCH PANEL DIELECTRIC COVER WITH THROUGH-GLASS VIAS AND METHOD	Pending	14/580,486	12/23/2014				US
MAXM-1470P	CAPACTIVE TOUCH PANEL HAVING DIELECTRIC STRUCTURES FORMED THEREIN	Pending	62/014,761	6/20/2014				US
MAXM-1830P	DISCRETE FINGERPRINT SENSOR	Pending	62/109,713	1/30/2015				US
MAXM-1831P	METHOD FOR IDENTIFYING A HOVER EFFECT OF CAPACTIVE TOUCH SCREENS USING A MOTION SENSOR	Pending	62/116,956	2/17/2015				US
MAXM-1832P	SYSTEM AND METHOD FOR DETECTING PRESSURE APPLIED TO CAPACTIVE TOUCH PANELS	Pending	62/115,261	2/12/2015				US

Counterparts

Attorney Ref	Title	Status	Application Number	Filing Date	Issue Date	Publication Number	Patent	Country
MAXM-0890C1	METHOD AND APPARATUS FOR IMPROVING DYNAMIC RANGE OF A TOUCHSCREEN CONTROLLER	Issued	14/070,955	11/4/2013	9/9/2014		8,830,207	United States
MAXM-0890CN	METHOD AND APPARATUS FOR IMPROVING DYNAMIC RANGE OF A TOUCHSCREEN CONTROLLER	Published	201110108196.2	4/21/2011		CN 102236489		China
MAXM-0890DE	METHOD AND APPARATUS FOR IMPROVING DYNAMIC RANGE OF A TOUCHSCREEN CONTROLLER	Published	102011017232.7	4/15/2011		DE102011017232		Germany
MAXM-0890TW	METHOD AND APPARATUS FOR IMPROVING DYNAMIC RANGE OF A TOUCHSCREEN CONTROLLER	Published	100109904	3/23/2011		TW201209688		Taiwan, Province of China
MAXM-0891CN	CHARGE TRANSFER SCHEME TO CONVERT CAPACITANCE TO VOLTAGE FOR TOUCH SCREEN CONTROLLERS	Published	201110108187.3	4/21/2011		CN102262489		China

Attorney Ref	Title	Status	Application Number	Filing Date	Issue Date	Publication Number	Patent	Country
MAXM-0891DE	CHARGE TRANSFER SCHEME TO CONVERT CAPACITANCE TO VOLTAGE FOR TOUCH SCREEN CONTROLLERS	Published	1020110174699	4/18/2011		DE102011017469		Germany
MAXM-0891TW	CHARGE TRANSFER SCHEME TO CONVERT CAPACITANCE TO VOLTAGE FOR TOUCH SCREEN CONTROLLERS	Published	100109906	3/23/2011		201205401		Taiwan, Province of China
MAXM-0892CN	NOISE CANCELLATION TECHNIQUE FOR CAPACITIVE TOUCHSCREEN CONTROLLER USING DIFFERENTIAL SENSING	Published	2011101081996	4/21/2011		CN102262490		China
MAXM-0892CN	NOISE CANCELLATION TECHNIQUE FOR CAPACITIVE TOUCHSCREEN CONTROLLER USING DIFFERENTIAL SENSING	Pending	13/934,496	7/3/2013				United States

Attorney Ref	Title	Status	Application Number	Filing Date	Issue Date	Publication Number	Patent	Country
MAXM-0892DE	NOISE CANCELLATION TECHNIQUE FOR CAPACITIVE TOUCH SCREEN CONTROLLER USING DIFFERENTIAL SENSING	Pending	1020110172319	4/15/2011		DE102011017231		Germany
MAXM-0892TW	NOISE CANCELLATION TECHNIQUE FOR CAPACITIVE TOUCH SCREEN CONTROLLER USING DIFFERENTIAL SENSING	Published	100110112	3/24/2011		201203065		Taiwan, Province of China
MAXM-0893CN	USE OF RANDOM SAMPLING TECHNIQUES TO REDUCE FINGER-COUPLED NOISE	Published	CN201110308101.7	4/21/2011		CN102236488A		China
MAXM-0893DE	USE OF RANDOM SAMPLING TECHNIQUES TO REDUCE FINGER-COUPLED NOISE	Published	1020110172513	4/15/2011		DE102011017251		Germany
MAXM-0893TW	USE OF RANDOM SAMPLING TECHNIQUES TO REDUCE FINGER-COUPLED NOISE	Published	100110334	3/23/2011		TW201203066		Taiwan, Province of China
MAXM-0944CN	CIRCUITS, DEVICES AND METHODS HAVING PIPELINED CAPACTANCE	Published	201210048675.9	2/27/2012		CN102721893A		China

Attorney Ref	Title	Status	Application Number	Filing Date	Issue Date	Publication Number	Patent	Country
	SENSING							
MAXM-0946.1CN	CAPACITIVE TOUCH SENSE ARCHITECTURE	Published	201286010168.X	8/23/2013		CN103392162		China
MAXM-0946.1DE	CAPACITIVE TOUCH SENSE ARCHITECTURE	Published	112012001000	8/20/2013		DE112012001000T5		Germany
MAXM-0946.1PC	CAPACITIVE TOUCH SENSE ARCHITECTURE	Expired	PCT/US12/26397	2/23/2012		2012148539		PCT
MAXM-0946.1PCI	CAPACITIVE TOUCH SENSE ARCHITECTURE HAVING A CORRELATOR FOR DEMODULATING A MEASURED CAPACITANCE FROM AN EXCITATION SIGNAL	Published	14/530,889	11/3/2014		20150048851		United States
MAXM-0946.2CN	CONTINUOUS TIME CORRELATOR ARCHITECTURE	Published	201210131159.8	2/27/2012		CN10298674		China
MAXM-0946.2C1	CONTINUOUS TIME CORRELATOR ARCHITECTURE	Published	14/172,158	2/4/2014		20140152328		United States
MAXM-0947.1	MIXED-SIGNAL INTEGRATOR ARCHITECTURE	Issued	13/404,722	2/24/2012	11/5/2013	20120274404	8,575,988	United States
MAXM-0947.1CN	MIXED-SIGNAL INTEGRATOR	Published	2012101187340	2/27/2012		CN102882505		China

Attorney Ref	Title	Status	Application Number	Filing Date	Issue Date	Publication Number	Patent	Country
	ARCHITECTURE							
MAXM-0947.2CN	CALIBRATION FOR MIXED-SIGNAL INTEGRATOR ARCHITECTURE	Published	201210103158.2	2/27/2012		CN102854396		China
MAXM-0948C1	BACKGROUND NOISE MEASUREMENT AND FREQUENCY SELECTION IN TOUCH PANEL SENSOR SYSTEMS	Pending	14/512,512	10/13/2014				United States
MAXM-0948CN	SYSTEM AND METHOD FOR BACKGROUND NOISE MEASUREMENT AND FREQUENCY SELECTION IN TOUCH PANEL SENSOR SYSTEMS	Published	201210052752.3	2/24/2012		CN102681724		China
MAXM-0950CN	CANCELLING TOUCH PANEL OFFSET OF A TOUCH PANEL SENSOR SYSTEMS	Published	201210052738.3	2/24/2012				China
MAXM-0999CN	TOUCH PANEL TESTING USING MUTUAL CAPACITOR MEASUREMENTS	Published	201210158731.X	5/21/2012		CN102809707A		China
MAXM-0999DE	TOUCH PANEL TESTING USING MUTUAL CAPACITOR MEASUREMENTS	Published	102012009844.8	5/16/2012		DE102012009844		Germany

Attorney Ref	Title	Status	Application Number	Filing Date	Issue Date	Publication Number	Patent	Country
MAXM-1009CN	INTER-SYMBOL INTERFERENCE REDUCTION FOR TOUCH PANEL SYSTEMS	Published	2012101902403	6/8/2012		CN102866798		China
MAXM-1086CN	CAPACITIVE TOUCH PANEL HAVING PROTRUSIONS FORMED BETWEEN DRIVE AND/OR SENSOR ELECTRODES	Published	201310050663.X	2/8/2013		CN103246417		China
MAXM-1112CN	TOUCH PANEL FOR MITIGATING AND/OR EXAGGERATING FLOATING CONDITION EFFECTS	Published	201310047103.9	2/6/2013		CN103246416		China
MAXM-1172CN	TOUCH PANEL EXCITATION USING A DRIVE SIGNAL HAVING TIME-VARYING CHARACTERISTICS	Pending	201380007884.7	8/1/2014				China
MAXM-1172DE	TOUCH PANEL EXCITATION USING A DRIVE SIGNAL HAVING TIME-VARYING CHARACTERISTICS	Published	1102013000790.8	7/30/2014		DE11201300079015		Germany
MAXM-1172KR	TOUCH PANEL EXCITATION USING A DRIVE SIGNAL HAVING TIME-VARYING CHARACTERISTICS	Published	10-2014-7024237	1/30/2013		10-2014-0126352		Republic of Korea

Attorney Ref	Title	Status	Application Number	Filing Date	Issue Date	Publication Number	Patent	Country
MAXM-1172PC	TOUCH PANEL EXCITATION USING A DRIVE SIGNAL HAVING TIME-VARYING CHARACTERISTICS	Published	PCT/US2013/23737	1/30/2013		WO2013116266		PCT
MAXM-1207CN	DUAL-MODE CAPACITANCE SENSING IN A TOUCH PANEL SENSOR	Published	201310611584.1	11/26/2013		CN103838446		China
MAXM-1207DE	DUAL-MODE CAPACITANCE SENSING IN A TOUCH PANEL SENSOR	Published	102017112473.9	11/13/2013		DE102013112473		Germany
MAXM-1212CN	TOUCH PANEL SENSOR FOR MITIGATING EFFECTS OF A FLOATING CONDITION	Published	201310756910.8	10/11/2013		CN103777829		China
MAXM-1262CN	CHIP-ON-GLASS FOR TOUCH APPLICATIONS	Published	201410141373.0	3/6/2014		CN104035613		China
MAXM-1335CN	TOUCH PANEL SENSOR HAVING DUAL-MODE CAPACITIVE SENSING FOR DETECTING AN OBJECT	Published	201410142868.5	2/28/2014		CN104216581A		China
MAXM-1343CN	CAPACITIVE TOUCH PANEL CONFIGURED TO SENSE BOTH ACTIVE AND PASSIVE INPUT WITH A SINGLE	Published	201410216224.6	5/21/2014		CN104182105		China

Attorney Ref	Title	Status	Application Number	Filing Date	Issue Date	Publication Number	Patent Number	Country
	SENSOR							
MAXM-1367CN	ONE METHOD TO DRIVE TOUCH PANEL TO MEASURE HOVER	Published	CN201410225105.7	5/26/2014		CN104238848		China
MAXM-1453P	CAPACITIVE TOUCH PANEL WITH INCREASED SCAN FREQUENCY	Pending	62/014,759	6/20/2014				United States
MAXM-1458P	HIGH-RESOLUTION ELECTRIC FIELD SENSOR IN COVER GLASS	Pending	62/028,887	7/25/2014				United States
MAXM-1463P	TOUCH PANEL DIELECTRIC COVER WITH THROUGH-GLASS VIAS AND METHOD	Pending	62/018,092	6/27/2014				United States

Expired Provisionals

Attorney Ref	Title	Status	Application Number	Filing Date	Issue Date	Publication Number	Patent Number	Country
--------------	-------	--------	--------------------	-------------	------------	--------------------	---------------	---------

Attorney Ref	Title	Status	Application Number	Filing Date	Issue Date	Publication Number	Patent Number	Country
MAXM-0965P	SYSTEM AND METHOD FOR INTERFACING TOUCHSCREEN DISPLAY WITH APPLICATIONS PROCESSOR FOR REDUCED DATA TRANSFER	Expired	61/122,269	12/12/2008				United States
MAXM-0944P	MUTUAL CAPACITANCE TOUCH-SCREEN CONTROLLER IC INTERFACE	Expired	61/446,944	2/25/2011				United States
MAXM-0948P	METHOD AND APPARATUS FOR BACKGROUND NOISE MEASUREMENT AND FREQUENCY SELECTION IN TOUCHSCREEN SYSTEMS	Expired	61/495,240	6/9/2011				United States
MAXM-0950P	METHOD AND APPARATUS FOR CANCELLING TOUCH PANEL OFFSET OF A TOUCHSCREEN SENSOR	Expired	61/495,149	6/9/2011				United States
MAXM-0999P	PANEL TEST METHOD BASED ON MUTUAL CAPACITOR MEASUREMENT	Expired	61/488,119	5/19/2011				United States

Attorney Ref	Title	Status	Application Number	Filing Date	Issue Date	Publication Number	Patent Number	Country
MAXM-0999P2	PANEL TEST METHOD BASED ON MUTUAL CAPACITOR MEASUREMENT	Expired	61/495,139	6/9/2011				United States
MAXM-1009P	ISI REDUCTION FOR MUTUAL & SELF CAPACITANCE PANEL	Expired	61/495,354	6/9/2011				United States
MAXM-1019P	HOVER, PALM AND SPURIOUS REJECTION FOR MUTUAL CAPACITANCE TOUCH CONTROLLERS	Expired	61/495,161	6/9/2011				United States
MAXM-1172P	MULTI-FREQUENCY TOUCH PANEL EXCITATION	Expired	61/593,836	2/1/2012				United States
MAXM-1172P2	MULTI-FREQUENCY TOUCH PANEL EXCITATION	Expired	61/594,326	2/2/2012				United States
MAXM-1269P	DIFFERENTIAL PIXEL TEST FOR CAPACITIVE TOUCH SCREENS	Expired	61/704,426	9/21/2012				United States
MAXM-1335P	TOUCH PANEL SENSOR HAVING DUAL-MODE CAPACITIVE SENSING FOR DETECTING AN OBJECT	Expired	61/770,611	2/28/2013				United States

Attorney Ref	Title	Status	Application Number	Filing Date	Issue Date	Publication Number	Patent Number	Country
MAXM-1354P	CAPACITIVE TOUCH SENSING SYSTEM WITH REDUCED POWER CONSUMPTION	Expired	61/816,854	4/29/2013				United States
MAXM-1367P	SYSTEM AND METHOD TO DRIVE TOUCH PANEL TO MEASURE HOVER	Expired	61/837,051	6/19/2013				United States
MAXM-1405P	TOUCH SENSOR DESIGN FOR BETTER HOVER DETECTION USING TRADITIONAL MUTUAL CAPACITIVE TECHNOLOGY	Expired	61/881,372	9/23/2013				United States
MAXM-1405P2	TOUCH SENSOR DESIGN FOR BETTER HOVER DETECTION USING TRADITIONAL MUTUAL CAPACITIVE TECHNOLOGY	Expired	61/887,885	10/7/2013				United States
MAXM-1441P	HYBRID PEN DEVICE AND METHOD	Expired	61/977,127	4/9/2014				United States
MAXM-1442P	UNIQUE IDENTIFICATION USING FLOATING OBJECT	Expired	61/952,952	3/14/2014				United States

Attorney Ref	Title	Status	Application Number	Filing Date	Issue Date	Publication Number	Patent Number	Country
MAXM-1335P	Touch Panel Sensor Having Dual-Mode Capacitive Sensing For Detecting an Object	Expired	61/770,611	2/28/2013				United States
MAXM-1441P	HYBRID PEN DEVICE AND METHOD	Expired	61/977,127	4/9/2014				United States
MAXM-1442P	UNIQUE IDENTIFICATION USING FLOATING OBJECT	Expired	61/952,952	3/14/2014				United States
MAXM-0795P	DIFFERENTIAL CAPACITIVE TOUCHPAD CIRCUIT AND METHOD	Expired	61/326,830	4/22/2010				United States
MAXM-0949P	Fast Finger Coordinate Extraction Algorithm with DSP Co-Processor in Mutual Capacitive Touch Sensing Systems	Expired	61/495,346	6/9/2011				United States

MAXM-0951P	Method for implementing Minimal or Almost-Zero Overhead Communication Threads on Mutual Capacitive Touch Screen Systems	Expired	61/495,229	6/9/2011					United States
MAXM-0952P	Smart Baseline Calibration Method in Mutual Capacitor Touch Sensing Systems	Expired	61/495,319	6/9/2011					United States
MAXM-1005P	Robot Error Correction for Improved Touch Accuracy Estimation	Expired	61/495,276	6/9/2011					United States
MAXM-1006P	Lut Linearization Methods for Improved Touch Accuracy	Expired	61/495,285	6/9/2011					United States
MAXM-1007P	Linearization Lookup Table generation using a Mutual Capacitance model	Expired	61/495,293	6/9/2011					United States
MAXM-1008P	Equations Based Linearization Methods for Improved Touch Accuracy	Expired	61/495,302	6/9/2011					United States
MAXM-1030P	Multi Touch Algorithm for FP31 Capacitive Touch Screen Controller	Expired	61/495,206	6/9/2011					United States

MAXM-079SP	DIFFERENTIAL CAPACITIVE TOUCHPAD CIRCUIT AND METHOD	Expired	61/326,830	4/22/2010	
------------	---	---------	------------	-----------	--


Invention Disclosure Form

Attorney Ref	Title	Status	Description	IDF Submission Date	Inventors	Notes	Country


[illegible]


45

11760439 v10



117660439 v10





Attorney Ref	Title	Status	Description	ID# Submission Date	Inventors	Notes	Country

11760439 v10

