

PATENT ASSIGNMENT COVER SHEET

Electronic Version v1.1
 Stylesheet Version v1.2

EPAS ID: PAT4307586

SUBMISSION TYPE:	NEW ASSIGNMENT
NATURE OF CONVEYANCE:	CERTIFICATE OF INHERITANCE AND AGREEMENT FOR SETTLEMENT OF AN ESTATE
CONVEYING PARTY DATA	
Name	Execution Date
WILHELM JOHANN FRANZ ANGER	01/28/2016
RECEIVING PARTY DATA	
Name:	MARKUS CAVIEZEL
Street Address:	VOA SPORZ 61
City:	LENZERHEIDE
State/Country:	SWITZERLAND
Postal Code:	CH-7078
Name:	TOBIAS MITTERAUER
Street Address:	JOHANNES-FILZER-STRASSE 12
City:	SALZBURG
State/Country:	AUSTRIA
Postal Code:	A-5020
PROPERTY NUMBERS Total: 3	
Property Type	Number
Patent Number:	7758188
Patent Number:	8578998
Patent Number:	8550883
CORRESPONDENCE DATA	
Fax Number:	(202)861-1783
<i>Correspondence will be sent to the e-mail address first; if that is unsuccessful, it will be sent using a fax number, if provided; if that is unsuccessful, it will be sent via US Mail.</i>	
Phone:	202-861-1500
Email:	patents@bakerlaw.com
Correspondent Name:	BAKER HOSTETLER LLP
Address Line 1:	1050 CONN. AVE. N.W.
Address Line 4:	WASHINGTON, D.C. 20036
ATTORNEY DOCKET NUMBER:	086032.000008
NAME OF SUBMITTER:	ERDAL DERVIS
SIGNATURE:	/Erdal Dervis/

PATENT

DATE SIGNED:

03/07/2017

Total Attachments: 15

source=Certificate of Inheritance_Agreement_USPTO#page1.tif
source=Certificate of Inheritance_Agreement_USPTO#page2.tif
source=Certificate of Inheritance_Agreement_USPTO#page3.tif
source=Certificate of Inheritance_Agreement_USPTO#page4.tif
source=Certificate of Inheritance_Agreement_USPTO#page5.tif
source=Certificate of Inheritance_Agreement_USPTO#page6.tif
source=Certificate of Inheritance_Agreement_USPTO#page7.tif
source=Certificate of Inheritance_Agreement_USPTO#page8.tif
source=Certificate of Inheritance_Agreement_USPTO#page9.tif
source=Certificate of Inheritance_Agreement_USPTO#page10.tif
source=Certificate of Inheritance_Agreement_USPTO#page11.tif
source=Certificate of Inheritance_Agreement_USPTO#page12.tif
source=Certificate of Inheritance_Agreement_USPTO#page13.tif
source=Certificate of Inheritance_Agreement_USPTO#page14.tif
source=Certificate of Inheritance_Agreement_USPTO#page15.tif



Bezirksgericht Salzburg
Rudolfsplatz 3, 5020 Salzburg
Telefon 05 7601 210, Fax 05 7601 21-32188

44 A 67/14 w - 30
Bitte diesen Ordnungsbegriff in
allen Eingaben anführen

0112986 - 1290 - 3/4

VERLASSENSCHAFTSSACHE

Verstorbener: Wilhelm Johann Franz ANGER geboren am 21.05.1926 verstorben am 02.12.2014	zuletzt wohnhaft gewesen in: Sigmund-Haffner-Gasse 8/Tür 4 5020 Salzburg	Staatsangehörigkeit: Österreich
--	--	------------------------------------

EINANTWORTUNGSBESCHLUSS

- Die Verlassenschaft wird nach genannten Erben, die mit der Rechtswohlthat des Inventars auf Grund des Testamentes vom 23.04.2014, je die bedingte Erbantrittserklärung abgegeben haben, eingantwortet und zwar:
 - dem Testamentserben **Markus Caviezel, geb. 16.01.1963**, Voa Sporz 61, 7078 Lenzerheide, Schweiz, zu neun Zehntel, und
 - dem Testamentserben **Dr. Tobias Mitterauer, geb. 03.08.1972**, Johannes-Filzer-Straße 12, 5020 Salzburg, zu einem Zehntel.
- Auf das Erbteilungsübereinkommen vom 10.11.2015 wird hingewiesen.
- Die Gebühren des Gerichtskommissärs MMag.Dr. Hansjörg Brunner, öffentlicher Notar, Leonhard-von-Keutschach-Strasse 6, 5020 Salzburg, für die Durchführung der Verlassenschaftsabhandlung werden über einvernehmlichen Antrag mit einem 50%igem Zuschlag gem. § 5 GKTG aufgrund der aktenkundigen Mehrarbeit, dem ungewöhnlichen Umfang, der besonderen Schwierigkeit und Verantwortlichkeit, sowie dem damit verbundenen besonderen Zeitaufwand einschließlich Barauslagen und 20% USt. mit **€ 41.257,10** bestimmt und den Testamentserben Markus Caviezel und Dr. Tobias Mitterauer zur ungeteilten Hand aufgetragen, diese Gebühren binnen 14 Tagen bei sonstiger gerichtlicher Einhebung an den Gerichtskommissär auf dessen Konto Nummer 22624 bei der Salzburger Sparkasse Bank AG, BLZ 20404, IBAN AT45 2040 4000 0002 2624, BIC SBGSAT2S, zu bezahlen.

Bezirksgericht Salzburg, Abteilung 7
Salzburg, 28. Jänner 2016
Mag. Petra Kaindl-Thiele, Richterin

Elektronische Ausfertigung
gemäß § 79 GOG

PATENT
REEL: 041904 FRAME: 0245

4283 / 14012

LEGACY

Deceased:

Wilhelm Johann Franz ANGER, born May 21, 1926, deceased December 02, 2014

last domiciled at Sigmund-Haffner-Gasse 8/Tür 4, A-5020 Salzburg, resident of Austria

Certificate of Inheritance

1. The inheritance will be consigned to the mentioned heirs, who are the beneficiaries of the inventory based on the testament of April 04, 2014, and who have accepted their inheritance, such as:
 - the heir Markus Caviezel, born January 16, 1963, Voa Sporz 61, CH-7078 Lenzerheide, to nine-tenth, and
 - the heir Dr. Tobias Mitterauer, born on August 03, 1972, Johannes-Filzer-Strasse 12, A-5020 Salzburg, to one-tenth.
2. It is referred also to the Agreement for Settlement of an Estate of November 10, 2015
3. The fees of MMag. Dr. Hansjörg Brunner, Court Commissioner, Legal Solicitor, Leonhard-von-Keutschach-Strasse 6, A-5020 Salzburg, for the execution of heritage proceedings and due to recorded excess work, the extraordinary extent, the special difficulty and responsibility as well as the special expenditure of time, including cash expenditures and 20 % sales tax, are determined with € 41.257.10 and will be charged to the heirs Markus Caviezel and Dr. Tobias Mitterauer to be paid within 14 days to the court commissioner on his account no 22624 at the Salzburger Sparkasse Bank AG, BLZ 20404, IBAN AT45 2040 4000 0002 2624 BIC SBGSAT2S.

District Court Salzburg, Division 7

Salzburg, January 28, 2016

Mag. Petra Kaindl-Thiele, Judge

UNGLAUBIGTE
FOTOKOPIE

Beilage ./B



DR. TOBIAS
MITTERAUER
RECHTSANWALT

ERBTEILUNGSÜBEREINKOMMEN

abgeschlossen zwischen

Markus Caviezel, geb. 16.01.1963, Voa Sporz 61, CH-7078 Lenzerheide

und

Dr. Tobias Mitterauer, geb. 03.08.1972, Johannes-Filzer-Straße 12/11, 5020 Salzburg,

wie folgt:

Markus Caviezel, geb. 16.01.1963 und Dr. Tobias Mitterauer, geb. 03.08.1972 nehmen den Geschäftsanteil an der Lensbond research and development GmbH, FN 303911d, sowie die im Eigentum des Erblassers stehenden Patente im Verhältnis ihrer Erbquoten, also Markus Caviezel in der Höhe von 90 % und Dr. Tobias Mitterauer in der Höhe von 10 %, in ihr Eigentum.

Dr. Tobias Mitterauer, geb. 03.08.1972 übernimmt den PKW Marke Audi A8, Fahrgestellnummer WAUZZZ4E98N014210 in sein Alleineigentum, sowie den im Schätzgutachten von Vincent Pillingier ausgewiesenen Teppich im Schlafzimmer, Heriz, Iran um 1880, 180*132 cm.

Markus Caviezel, geb. am 16.01.1963 verpflichtet sich an Dr. Tobias Mitterauer, geb. am 03.08.1972 binnen 14 Tagen ab Rechtskraft des Einantwortungsbeschlusses zur Abfindung seiner Erbteilungsansprüche einen Geldbetrag von € 14.000,00 zu bezahlen.

Den restlichen physischen Nachlass und etwaige noch vorhandene Geldbeträge auf den Konten erhält Markus Caviezel.

Die in diesem Erbteilungsübereinkommen vereinbarten Leistungsverpflichtungen sind im Sinne des § 181 Abs. 3 AußStrG sofort vollstreckbar.

Salzburg, am 10. Nov. 2015

[Handwritten signature]

[Handwritten signature]

[Handwritten signature]

[Handwritten signature]

Agreement for Settlement of an Estate

Concluded between

Markus Caviezel, born January 16, 1963, Voa Sporz 61, CH-7078 Lenzerheide

and

Dr. Tobias Mitterauer, born August 03, 1972, Johannes-Filzer-Strasse 12/11,
A-5020 Salzburg,

as follows:

Markus Caviezel, born January 16, 1963 and **Dr. Tobias Mitterauer**, born August 03, 1972, accept the company's share of Lensbond research & development GmbH, FN 303911d, as well as the patents, owned by the legato, in the proportion of their legacy share, that is **Markus Caviezel** in the amount of 90 % and **Dr. Tobias Mitterauer** in the amount of 10 %, in their property.

Dr. Tobias Mitterauer, born August 03, 1972, takes over the motor vehicle Audi A8, VIN WAUZZZ4E98N014210 in his wholly ownership as well as the bedroom carpet Heriz, Iran, about 1880, 180*132 cm, according the expertise performed by Vincent Pillinger.

Markus Caviezel, born January 16, 1963, obligates to pay the amount of € 14.000.00 to **Dr. Tobias Mitterauer**, born August 03, 1972, within 14 days from the legal effect of adjudication of his claim of settlement of the estate.

The remaining physical inheritance and possible existing amounts of money on the accounts obtains **Markus Caviezel**.

The contractual obligations of this agreement are immediately enforceable at law according § 181, para. 3 AussStrG.

November 10, 2015

LENSBOND Patents and Patent Applications (with TBK Ref.)

INVENTION	EUROPE (EPO)	USA	JAPAN
Title / Keyword	TBK Ref. Status Publ. No.	TBK Ref. Status Publ. No.	TBK Ref. Status Publ. No.
Method of manufacturing rimless spectacles / Lensbond System I	EP 52330 patented 2 019 331	US 55418 patented 7 758 188	JP 55419 Appl. pending 2009-139921
Method of manufacturing rimless spectacles and suitable mask for use in their production / Mask	EP 54013 Appl. pending 2 090 921	US 55418 patented 7 758 188	JP 55419 Appl. pending 2009-139921
Method of manufacturing rimless spectacles / Lensbond System II	EP 63340 Appl. pending 2 315 069	US 55418 patented 7 758 188	JP 55419 Appl. pending 2009-139921
Method and device for processing coated spectacles / Laser Processing		US 58220 Appl. pending	JP 58221 Appl. pending 2009-055007
Connecting element for frameless spectacles / Folding Shoe	EP 52680 patented 2 042 910		
Bonding device / Bonding Station	EP 61085 Appl. pending	US 63210 Appl. pending	
Abrasion device / Abrasion Station	EP 61657 Appl. pending	US 62813 Appl. pending	

July 2011

WILHELM ANGER
Sigmund-Haffner-Gasse 8
A-5020 SALZBURG



PATENT
REEL: 041904 FRAME: 0250

UNIVERSITÄT

This is a certified true copy of the original document which was presented to me. -----
Salzburg, this 10.11.2015 (eleventh of November two thousand and fifteen). -----



A handwritten signature in black ink, consisting of a stylized, cursive letter 'H' followed by a horizontal line that ends in a small hook.

notary as judicial commissioner

LEERSHTE

The
United
States
of
America



**The Director of the United States
Patent and Trademark Office**

Has received an application for a patent for a new and useful invention. The title and description of the invention are enclosed. The requirements of law have been complied with, and it has been determined that a patent on the invention shall be granted under the law.

Therefore, this

United States Patent

Grants to the person(s) having title to this patent the right to exclude others from making, using, offering for sale, or selling the invention throughout the United States of America or importing the invention into the United States of America, and if the invention is a process, of the right to exclude others from using, offering for sale or selling throughout the United States of America, or importing into the United States of America, products made by that process, for the term set forth in 35 U.S.C. 154(a)(2) or (c)(1), subject to the payment of maintenance fees as provided by 35 U.S.C. 41(b). See the Maintenance Fee Notice on the inside of the cover.

Lucia Staret Kea

Deputy Director of the United States Patent and Trademark Office



US008550883B2

(12) **United States Patent**
Baumgartner et al.

(10) **Patent No.:** **US 8,550,883 B2**
(45) **Date of Patent:** **Oct. 8, 2013**

(54) **ABRASION APPARATUS**

FOREIGN PATENT DOCUMENTS

(75) **Inventors:** **Robert Anton Baumgartner, Traun (AT); Erwin Rinnerthaler, Salzburg (AT)**

EP	1332819 A1	8/2003
EP	2019331 A1	1/2009
EP	2090921 A1	8/2009
EP	2105782 A1	9/2009
FR	2865046 A1	7/2005

(73) **Assignee:** **Wilhelm Anger, Salzburg (DE)**

* cited by examiner

(*) **Notice:** Subject to any disclaimer, the term of this patent is extended or adjusted under 35 U.S.C. 154(b) by 374 days.

Primary Examiner — Timothy V Eley
(74) *Attorney, Agent, or Firm* — Baker & Hostetler LLP

(21) **Appl. No.:** **13/009,401**

(22) **Filed:** **Jan. 19, 2011**

(65) **Prior Publication Data**

US 2011/0287696 A1 Nov. 24, 2011

(30) **Foreign Application Priority Data**

May 21, 2010 (EP) 10163543

(51) **Int. Cl.**
B24B 7/24 (2006.01)

(52) **U.S. Cl.**
USPC 451/231; 451/42; 451/233

(58) **Field of Classification Search**
USPC 451/42, 43, 44, 178, 179, 231, 233, 451/240, 255, 256, 277, 278
See application file for complete search history.

(56) **References Cited**

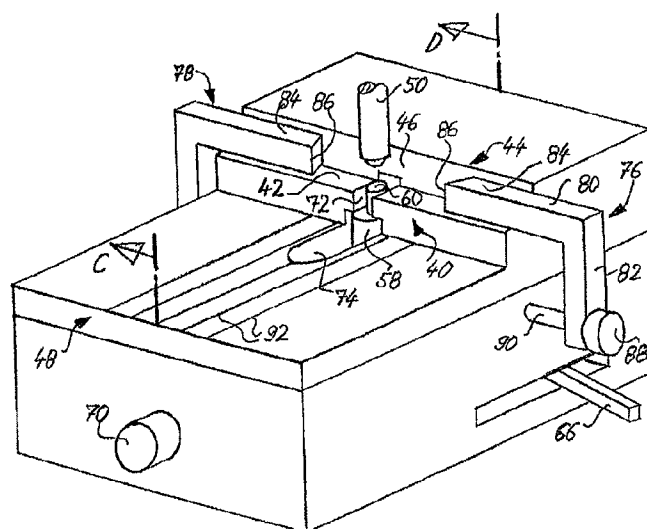
U.S. PATENT DOCUMENTS

6,561,738 B1 *	5/2003	Fujita et al.	408/97
6,572,451 B1 *	6/2003	Fujita et al.	451/42

(57) **ABSTRACT**

An apparatus for machining a spectacle lens by abrasion of material in the area of a joining surface to be formed is provided. The apparatus comprises a tool provided with a cutting end face whose axis of rotation is movable in a forward direction relative to a holding device and covers a reference plane. The holding device comprises a support surface, a contact surface aligned perpendicularly thereto and a stop edge. The support surface and the contact surface extend perpendicularly to the reference plane and the stop edge extends perpendicularly to the support surface and in parallel to the reference plane and has a distance from the reference plane which is variable. The support surface is interrupted such that the projecting end face of the tool can be moved along the interruption. When provided at its machining position the lens rests on the support surface, contacts the contact surface and abuts with its edge against the stop edge. When the distance of the stop edge from the reference plane is adjusted to a value predetermined for the lens to be machined, the joining surface is formed by means of the tool exactly at the location of the joining surface predetermined for the lens.

12 Claims, 5 Drawing Sheets



The
United
States
of
America



**The Director of the United States
Patent and Trademark Office**

Has received an application for a patent for a new and useful invention. The title and description of the invention are enclosed. The requirements of law have been complied with, and it has been determined that a patent on the invention shall be granted under the law.

Therefore, this

United States Patent

Grants to the person(s) having title to this patent the right to exclude others from making, using, offering for sale, or selling the invention throughout the United States of America or importing the invention into the United States of America, and if the invention is a process, of the right to exclude others from using, offering for sale or selling throughout the United States of America, or importing into the United States of America, products made by that process, for the term set forth in 35 U.S.C. 154(a)(2) or (c)(1), subject to the payment of maintenance fees as provided by 35 U.S.C. 41(b). See the Maintenance Fee Notice on the inside of the cover.

Leea Staret Rev

Deputy Director of the United States Patent and Trademark Office



US008578998B2

(12) **United States Patent**
Baumgartner

(10) **Patent No.:** **US 8,578,998 B2**
(45) **Date of Patent:** **Nov. 12, 2013**

(54) **ADHESIVE BONDING APPARATUS**

(56) **References Cited**

(75) **Inventor:** **Robert Anton Baumgartner, Traun (AT)**

U.S. PATENT DOCUMENTS

4,049,254 A * 9/1977 Godot 269/156
6,561,738 B1 * 5/2003 Fujita et al. 408/97
7,320,516 B2 * 1/2008 Kroman et al. 351/178

(73) **Assignee:** **Wilhelm Anger, Sálzburg (AT)**

FOREIGN PATENT DOCUMENTS

(*) **Notice:** Subject to any disclaimer, the term of this patent is extended or adjusted under 35 U.S.C. 154(b) by 276 days.

EP 1 238 731 A1 11/2002
EP 2 019 331 A1 1/2009
WO 2004 096496 A1 11/2004
WO WO 2004096496 A1 * 11/2004

(21) **Appl. No.:** **13/031,585**

* cited by examiner

(22) **Filed:** **Feb. 21, 2011**

Primary Examiner — Philip Tucker
Assistant Examiner — Shawn F Hogan
(74) **Attorney, Agent, or Firm** — Baker Hostetler LLP

(65) **Prior Publication Data**

US 2012/0048469 A1 Mar. 1, 2012

(30) **Foreign Application Priority Data**

Feb. 19, 2010 (EP) 10154069

(51) **Int. Cl.**
B32B 37/00 (2006.01)

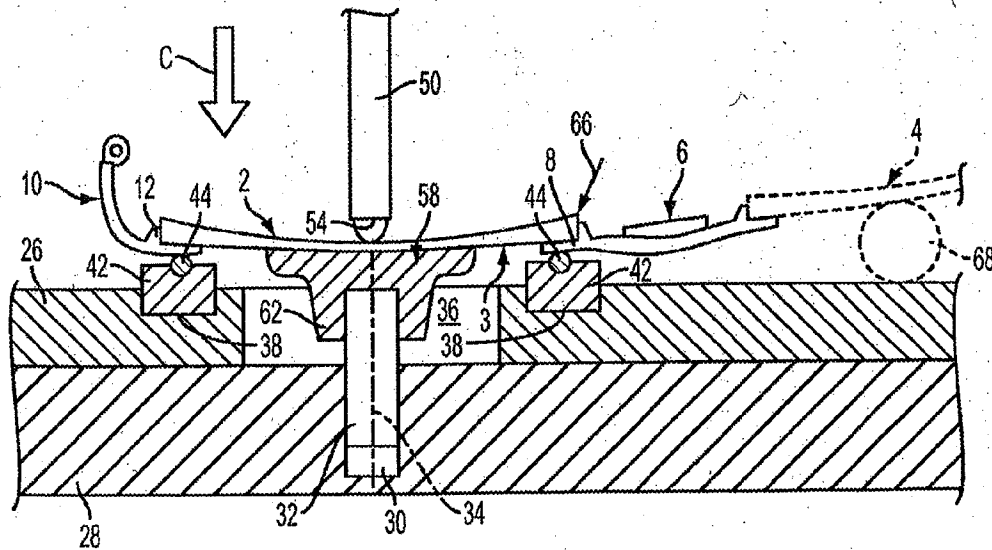
(52) **U.S. Cl.**
USPC **156/538; 156/349**

(58) **Field of Classification Search**
USPC 156/538, 349
IPC B32B 37/00
See application file for complete search history.

ABSTRACT

An apparatus for adhesively bonding a spectacle lens to connecting elements of a bridge and a lug of the spectacles is disclosed. The apparatus includes a frame and a holding device for holding the lens. The holding device includes a cylindrical holding pin designed to centrally hold the lens such that a front side of the lens extends substantially perpendicularly to an axis of the cylindrical holding pin. At the frame, two straight supporting strips extend in parallel to each other at a plane perpendicular to the pin axis and are equally spaced apart from the pin axis. The two supporting strips are arranged such that the front side of the lens held by the holding pin faces the supporting strips and one of the connecting elements is adapted to be clamped between the front side of the lens and each of the supporting strips.

6 Claims, 4 Drawing Sheets



The
United
States
of
America



**The Director of the United States
Patent and Trademark Office**

Has received an application for a patent for a new and useful invention. The title and description of the invention are enclosed. The requirements of law have been complied with, and it has been determined that a patent on the invention shall be granted under the law.

Therefore, this

United States Patent

Grants to the person(s) having title to this patent the right to exclude others from making, using, offering for sale, or selling the invention throughout the United States of America or importing the invention into the United States of America, and if the invention is a process, of the right to exclude others from using, offering for sale or selling throughout the United States of America, or importing into the United States of America, products made by that process, for the term set forth in 35 U.S.C. 154(a)(2) or (c)(1), subject to the payment of maintenance fees as provided by 35 U.S.C. 41(b). See the Maintenance Fee Notice on the inside of the cover.

David J. Kappas

Director of the United States Patent and Trademark Office

PATENT

REEL: 041904 FRAME: 0258



US007758188B2

(12) **United States Patent**
Anger et al.

(10) **Patent No.:** **US 7,758,188 B2**

(45) **Date of Patent:** **Jul. 20, 2010**

(54) **METHOD OF MANUFACTURING RIMLESS SPECTACLES AND A MASK SUITED FOR USE WITH SAID METHOD**

5,646,705 A *	7/1997	Izumitani	351/110
5,805,259 A	9/1998	Chao	
2004/0233381 A1 *	11/2004	Kim et al.	351/110
2008/0246187 A1 *	10/2008	Chiu et al.	264/328.1

(75) **Inventors:** **Wilhelm Anger**,
Sigmund-Haffner-Gasse 8, Salzburg (AT)
5020; **Herbert Reikerstorfer**, Freistadt (AT)

FOREIGN PATENT DOCUMENTS

DE	102005006980 A1	8/2006
EP	0361547 A2	4/1990
EP	1584967 A1	10/2005
FR	2624278 A1	6/1989
FR	2749088 A1	11/1997
FR	2793040 A1	11/2000
WO	2004/096496 A1	11/2004

(73) **Assignee:** **Wilhelm Anger**, Salzburg (AT)

(*) **Notice:** Subject to any disclaimer, the term of this patent is extended or adjusted under 35 U.S.C. 154(b) by 85 days.

* cited by examiner

(21) **Appl. No.:** **12/177,701**

Primary Examiner—Darryl J Collins

(74) *Attorney, Agent, or Firm*—Baker & Hostetler LLP

(22) **Filed:** **Jul. 22, 2008**

(65) **Prior Publication Data**

US 2009/0027617 A1 Jan. 29, 2009

(30) **Foreign Application Priority Data**

Jul. 24, 2007	(EP)	07113025
Feb. 18, 2008	(EP)	08151567

(57) **ABSTRACT**

The invention relates to a method of manufacturing rimless spectacles in which fasteners of the lugs and the bridge of the spectacles are adhesively bonded to the front side or the rear side of the lenses. In the method first of all two lens blanks are manufactured of a plastic material to the front and rear side of which a coating is applied. The two coated lens blanks are cut and ground in a way that two lenses having a desired lens shape are obtained. At predetermined mounting positions for the fasteners of the lugs and the bridge on the front or rear side of the lenses the coating is removed so as to form joining surfaces which substantially correspond to the joining surfaces of the fasteners as to shape and dimensions. The fasteners are then adhesively bonded to the front side and/or to the rear side of the lenses at the mounting positions. Since in the area of the joining surfaces at the lenses the base material thereof is exposed, a permanently firm adhesively bonded joint can be produced between the fasteners and the lenses on the front or rear side thereof using adhesives known per se.

(51) **Int. Cl.**
G02C 13/00 (2006.01)
G02C 1/02 (2006.01)

(52) **U.S. Cl.** 351/178; 351/110

(58) **Field of Classification Search** 351/110, 351/178

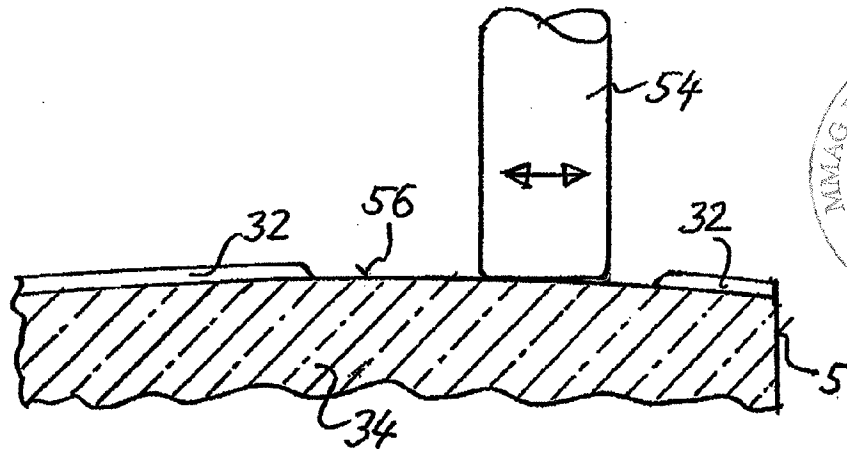
See application file for complete search history.

(56) **References Cited**

U.S. PATENT DOCUMENTS

5,550,599 A 8/1996 Jannard

47 Claims, 6 Drawing Sheets



PATENT