

## PATENT ASSIGNMENT COVER SHEET

Electronic Version v1.1  
Stylesheet Version v1.2

EPAS ID: PAT5277013

<b>SUBMISSION TYPE:</b>	NEW ASSIGNMENT
<b>NATURE OF CONVEYANCE:</b>	COURT ORDER
<b>CONVEYING PARTY DATA</b>	
<b>Name</b>	<b>Execution Date</b>
JOSEPH PATTEN	08/17/2018
<b>RECEIVING PARTY DATA</b>	
<b>Name:</b>	JANEEN PATTEN
<b>Street Address:</b>	11625 PROSPEROUS DRIVE
<b>City:</b>	ODESSA
<b>State/Country:</b>	FLORIDA
<b>Postal Code:</b>	33556
<b>Name:</b>	JOSEPH PATTEN
<b>Street Address:</b>	1226 CHATTAHOOCHEE DRIVE
<b>City:</b>	AUBREY
<b>State/Country:</b>	TEXAS
<b>Postal Code:</b>	76227
<b>PROPERTY NUMBERS Total: 2</b>	
<b>Property Type</b>	<b>Number</b>
<b>Patent Number:</b>	8021184
<b>Patent Number:</b>	8500497
<b>CORRESPONDENCE DATA</b>	
<b>Fax Number:</b>	
<i>Correspondence will be sent to the e-mail address first; if that is unsuccessful, it will be sent using a fax number, if provided; if that is unsuccessful, it will be sent via US Mail.</i>	
<b>Phone:</b>	8132251818
<b>Email:</b>	mthatcher@solomonlaw.com
<b>Correspondent Name:</b>	MATTHEW THATCHER
<b>Address Line 1:</b>	1881 WEST KENNEDY BOULEVARD, SUITE D
<b>Address Line 4:</b>	TAMPA, FLORIDA 33606
<b>NAME OF SUBMITTER:</b>	MATTHEW THATCHER
<b>SIGNATURE:</b>	/Matthew Thatcher/
<b>DATE SIGNED:</b>	12/11/2018
This document serves as an Oath/Declaration (37 CFR 1.63).	

**Total Attachments: 4**

source=10.12.18- (Certified) Summary Order Directing Transfer of Patents Into Joint Names 4829-1194-9689  
v.1#page1.tif

source=10.12.18- (Certified) Summary Order Directing Transfer of Patents Into Joint Names 4829-1194-9689  
v.1#page2.tif

source=10.12.18- (Certified) Summary Order Directing Transfer of Patents Into Joint Names 4829-1194-9689  
v.1#page3.tif

source=10.12.18- (Certified) Summary Order Directing Transfer of Patents Into Joint Names 4829-1194-9689  
v.1#page4.tif

IN THE CIRCUIT COURT OF HILLSBOROUGH COUNTY, FLORIDA  
FAMILY LAW DIVISION

IN RE: THE FORMER MARRIAGE OF

JOSEPH W. PATTEN JR.,

Former Husband,  
and

CASE NO.: 13-DR-009318  
DIVISION: I

JANEEN PATTEN,

Former Wife.

SUMMARY ORDER DIRECTING TRANSFER OF PATENTS INTO JOINT NAMES

This cause came before the Court upon Former Wife's Motion for Summary Order to Transfer Patents into Joint Names. The Court has reviewed the court file and is otherwise fully advised in the premises.

Accordingly, it is hereby ADJUDGED that:

1. Pursuant to and in accordance with the Final Judgment of Dissolution of Marriage (the "**Final Judgment**") rendered in this cause on August 17, 2018, ownership and control of the following-described United States patents shall be and hereby are transferred from the sole name of Joseph W. Patten, Jr. into the joint names of Joseph W. Patten, Jr. and Janeen Patten as tenants-in-common:

(a) Patent No. US 8,021,184 B1, issued on September 20, 2011; and

(b) Patent No. US 8,500,497 B1, issued on August 6, 2013;

[collectively the "**Patents**"]. Copies of the Patents are attached as Exhibits "**A**" and "**B**".

Summary Order to Transfer Patents into Joint Names  
*In re: the Former Marriage of Joseph W. Patten, Jr. and Janeen Patten*  
Hillsborough Family Law Case No. 13-DR-009318

2. Former Wife shall be and hereby is authorized and directed to submit this Summary Order to the United States Patent and Trademark Office to reflect and to effectuate the transfer of ownership of the Official registrations of the Patents and each of them into the joint names of the parties as tenants-in-common, as adjudicated by this Court in the Final Judgment.

3. Joseph W. Patten, Jr. shall duly execute and acknowledge under oath any and all documentation requested by the United States Patent and Trademark Office to effectuate the transfer of ownership of the Patents into joint names as adjudicated by the Final Judgment.

4. The Court reserves jurisdiction to enforce the terms of this Order.

**ORDERED** at Tampa, Hillsborough County, Florida on October \_\_, 2018

13-DR-009318 10/12/2018 4:40:27 PM

13-DR-009318 10/12/2018 4:40:27 PM

MELISSA M. POLO

Circuit Judge

Copies to:  
Stanford R. Solomon  
Counsel of Record for Former Wife  
Janeen Patten

Clifton C. Curry  
Counsel of Record for Former Husband  
Joseph W. Patten, Jr.

STATE OF FLORIDA )  
COUNTY OF HILLSBOROUGH )  
THIS IS TO CERTIFY THAT THE FOREGOING IS A TRUE  
AND CORRECT COPY OF THE DOCUMENT ON FILE IN  
MY OFFICE. WITNESS MY HAND AND OFFICIAL SEAL.  
THIS 24th DAY OF October, 2018.



PAT FRANK  
CLERK OF CIRCUIT COURT

BY: *[Signature]* D.C.

Edward Dupree



US 8,021,184 B1

(12) **United States Patent**  
Patten, Jr.

(10) Patent No.: **US 8,021,184 B1**  
(45) Date of Patent: **Sep. 20, 2011**

(54) **CONNECTOR APPARATUS FOR JOINING A LUG WITH A CONDUCTOR**

(76) Inventor: **Joseph W. Patten, Jr., Odessa, FL (US)**

(\*) Notice: Subject to any disclaimer, the term of this patent is extended or adjusted under 35 U.S.C. 154(b) by 0 days.

(21) Appl. No.: 12/719,470

(22) Filed: Mar. 8, 2010

(51) Int. Cl. (2006.01)  
**H01R 4/24**

(52) U.S. Cl. 439/428; 439/805

(58) Field of Classification Search 439/427, 439/428, 462, 778, 779, 801, 805  
See application file for complete search history.

(50) **References Cited**

**U.S. PATENT DOCUMENTS**

3,279,508 A \* 4/10/42 Horgan ..... 439/805  
3,295,472 A \* 9/19/63 Skarson ..... 439/764  
3,790,920 A \* 2/19/74 Wenlog ..... 439/522  
4,141,619 A 2/19/79 DeLuca

5,100,348 A \* 3/1992 Herman et al. .... 439/724  
5,362,253 A 11/1994 Liu et al.  
5,373,423 A 11/1996 Lin et al.  
6,851,966 B1 \* 2/2005 Tomazino ..... 439/411  
6,857,802 B2 \* 2/2005 Korte et al. .... 439/428  
7,112,104 B1 \* 9/2006 Su ..... 439/805  
7,121,872 B1 \* 10/2006 Hanks ..... 439/427  
7,399,194 B1 \* 7/2008 Chilton ..... 439/263  
7,699,045 B1 \* 4/2010 Mastena et al. .... 439/427

\* cited by examiner

**Primary Examiner** — Thuan Tam Le

(74) **Attorney, Agent, or Firm** — Anton J. Hopen; Jeremy D. Spier; Smith & Hopen, P.A.

(57) **ABSTRACT**

A system for joining a lug with a conductor includes a lug, compression nut, and conductor. The lug has material removed to allow for compression, an internal hole sized slightly larger than the conductor, and a tapered end. The compression nut has an internal thread and tapered end to match the lug. When assembled, the conductor is compressed against the lug creating a strong mechanical and electrical contact. The tighter the lug is screwed, the greater the compression between the lug and conductor.

5 Claims, 7 Drawing Sheets

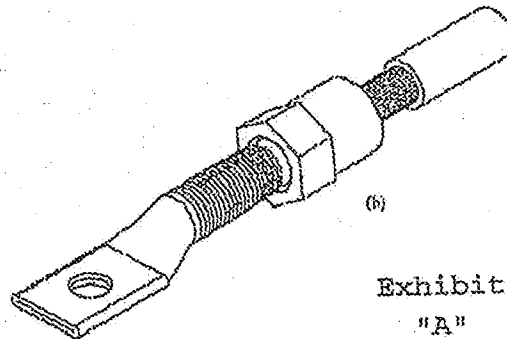
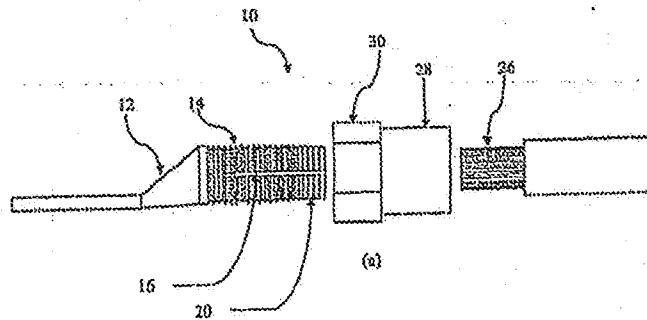


Exhibit  
"A"



(12) **United States Patent**  
Patten

(10) Patent No.: **US 8,500,497 B1**  
(45) Date of Patent: **Aug. 6, 2013**

(54) **CONNECTOR DEVICE FOR JOINING  
MULTIPLE CONDUCTORS**

(71) Applicant: Joseph W. Patten, Odessa, FL (US)

(72) Inventor: Joseph W. Patten, Odessa, FL (US)

(\*) Notice: Subject to any disclaimer, the term of this patent is extended or adjusted under 35 U.S.C. 154(b) by 0 days.

(21) Appl. No.: 13/711,211

(22) Filed: Dec. 11, 2012

(51) Int. Cl. **H01H 11/09** (2006.01)

(52) U.S. Cl. **USPC** 439/784; 439/805

(58) Field of Classification Search  
USPC 439/427, 428, 462, 727, 778, 779, 439/784; 801, 805; 285/151.1, 342  
See application file for complete search history.

(56) References Cited

**U.S. PATENT DOCUMENTS**

1,646,660 A \* 10/1927 Prince 439/805  
1,710,416 A \* 4/1929 Goeller 439/431  
1,751,572 A \* 3/1930 Becker 439/784  
2,279,568 A \* 4/1942 Bergen  
3,285,472 A \* 9/1965 Shannon 439/764  
4,141,619 A \* 2/1979 DeLura

5,362,253 A 11/1994 Lin et al.  
5,545,188 A \* 8/1996 Bradshaw et al. 607/57  
5,573,423 A 11/1996 Lin et al.  
6,264,585 B1 \* 7/2001 Elwood 174/657  
7,014,513 B2 \* 3/2006 Tomazino 439/784  
7,435,144 B2 10/2008 White  
7,670,197 B2 3/2010 Jamilla et al.  
7,976,070 B2 \* 7/2011 Easley 285/151.1  
8,021,184 B1 9/2011 Patten, Jr.

\* cited by examiner

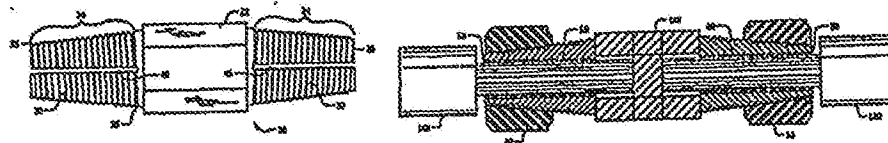
Primary Examiner—Thash Tam Lo

(74) Attorney, Agent, or Firm—Michels L. Lawson; Smith & Hoppen, P.A.

(57) **ABSTRACT**

A connector device and system for joining electrical conductors is presented. The connector device is comprised generally of an elongated body having at least two tapered ends. Each tapered end has male threads disposed on the exterior surface and at least one compression groove. A compression nut having an internal taper matching the angle of the taper of the tapered end is disposed on each tapered end. In use, a conductor is inserted into one tapered end and the compression nut is rotated towards the center of the elongated body thus compressing the compression groove and providing enhanced mechanical stability and electrical conductivity by providing 360 degree contact of the connector device with the conductor.

3 Claims, 5 Drawing Sheets



**Exhibit**

**"B"**

STATE OF FLORIDA  
COUNTY OF HILLSBOROUGH  
THIS IS TO CERTIFY THAT THE FOREGOING IS A TRUE  
AND CORRECT COPY OF THE DOCUMENT ON FILE IN  
MY OFFICE. WITNESS MY HAND AND OFFICIAL SEAL  
THIS 20th DAY OF October, 2012.



PAT FRANK  
CLERK OF CIRCUIT COURT

BY: *[Signature]* D.C.

Edward Dupree