

TRADEMARK ASSIGNMENT COVER SHEET

Electronic Version v1.1
Stylesheet Version v1.2

ETAS ID: TM810010

SUBMISSION TYPE:	NEW ASSIGNMENT		
NATURE OF CONVEYANCE:	Omnibus Assignment of Intellectual Property Security Agreements recorded at Reel 6281/Frame 0233		
CONVEYING PARTY DATA			
Name	Formerly	Execution Date	Entity Type
Deutsche Bank AG New York Branch		05/09/2023	Banking Corporation: GERMANY
RECEIVING PARTY DATA			
Name:	Acquiom Agency Services LLC		
Street Address:	950 17th Street, Suite 1400		
City:	Denver		
State/Country:	COLORADO		
Postal Code:	80202		
Entity Type:	Limited Liability Company: COLORADO		
PROPERTY NUMBERS Total: 23			
Property Type	Number	Word Mark	
Registration Number:	1502013	P	
Registration Number:	758044	PARAGON	
Registration Number:	758088	PARAGON	
Registration Number:	864981	R	
Registration Number:	341055	RANCO	
Registration Number:	584070	RANCO	
Registration Number:	587824	RANCO	
Registration Number:	872112	D-FROST-O-MATIC	
Registration Number:	1511579	SUPER CAP	
Registration Number:	629951	DOLE	
Registration Number:	626774	DOLE	
Registration Number:	509419	ROBERTSHAW	
Registration Number:	574303	ROBERTSHAW	
Registration Number:	569742	ROBERTSHAW	
Registration Number:	1972320	ROBERTSHAW	
Registration Number:	857882	UNI-LINE	
Registration Number:	4807606	SMART SENSE	
Registration Number:	3271021	SLIP-FIT	

CH \$590.00 1502013

Property Type	Number	Word Mark
Registration Number:	1957294	
Registration Number:	1010735	UNI-KIT
Registration Number:	997555	UNI-COUPLE
Registration Number:	566725	UNITROL
Registration Number:	1029245	KOOL-LITE

CORRESPONDENCE DATA

Fax Number: 9494754754
Correspondence will be sent to the e-mail address first; if that is unsuccessful, it will be sent using a fax number, if provided; if that is unsuccessful, it will be sent via US Mail.
Phone: 9494513800
Email: skann@gibsondunn.com
Correspondent Name: Stephanie Kann
Address Line 1: 3161 Michelson Drive
Address Line 2: Gibson, Dunn & Crutcher LLP
Address Line 4: Irvine, CALIFORNIA 92612

ATTORNEY DOCKET NUMBER:	06691-00001
NAME OF SUBMITTER:	Stephanie Kann
SIGNATURE:	/stephanie kann/
DATE SIGNED:	05/12/2023

Total Attachments: 16

- source=Robertshaw - 1L Omnibus Assignment of IP Filings [Executed]#page1.tif
- source=Robertshaw - 1L Omnibus Assignment of IP Filings [Executed]#page2.tif
- source=Robertshaw - 1L Omnibus Assignment of IP Filings [Executed]#page3.tif
- source=Robertshaw - 1L Omnibus Assignment of IP Filings [Executed]#page4.tif
- source=Robertshaw - 1L Omnibus Assignment of IP Filings [Executed]#page5.tif
- source=Robertshaw - 1L Omnibus Assignment of IP Filings [Executed]#page6.tif
- source=Robertshaw - 1L Omnibus Assignment of IP Filings [Executed]#page7.tif
- source=Robertshaw - 1L Omnibus Assignment of IP Filings [Executed]#page8.tif
- source=Robertshaw - 1L Omnibus Assignment of IP Filings [Executed]#page9.tif
- source=Robertshaw - 1L Omnibus Assignment of IP Filings [Executed]#page10.tif
- source=Robertshaw - 1L Omnibus Assignment of IP Filings [Executed]#page11.tif
- source=Robertshaw - 1L Omnibus Assignment of IP Filings [Executed]#page12.tif
- source=Robertshaw - 1L Omnibus Assignment of IP Filings [Executed]#page13.tif
- source=Robertshaw - 1L Omnibus Assignment of IP Filings [Executed]#page14.tif
- source=Robertshaw - 1L Omnibus Assignment of IP Filings [Executed]#page15.tif
- source=Robertshaw - 1L Omnibus Assignment of IP Filings [Executed]#page16.tif

**OMNIBUS ASSIGNMENT OF
INTELLECTUAL PROPERTY SECURITY AGREEMENTS**

This OMNIBUS ASSIGNMENT OF INTELLECTUAL PROPERTY SECURITY AGREEMENTS (as amended, amended and restated, supplemented or otherwise modified from time to time, the “*Assignment*”) dated May 9, 2023, is made by Deutsche Bank AG New York Branch, as withdrawing collateral agent (in such capacity, the “*Existing Agent*”), Acquiom Agency Services LLC, as new collateral agent (in such capacity, the “*Successor Agent*”), Robertshaw US Holding Corp., a Delaware corporation (the “*Borrower Agent*”), Robertshaw Controls Company, a Delaware corporation (“*Controls*”), and Burner Systems International, Inc., a Delaware corporation (“*Burner Systems*” and together with the Borrower Agent and Controls, each a “*Grantor*” and collectively, the “*Grantors*”).

WHEREAS, Range Parent, Inc., a Delaware corporation (“*Holdings*”), the Borrower Agent, each of the Subsidiaries party thereto as a Borrower, the Subsidiary Guarantors, the Existing Agent and each Lender party thereto are party to that certain First Lien Credit Agreement, dated as of February 28, 2018 (as amended, restated, supplemented and/or otherwise modified to but excluding the date hereof, the “*Credit Agreement*”);

WHEREAS, in connection with the Credit Agreement, Holdings, the Borrower Agent, the Grantors, the other Loan Parties party thereto as grantors and the Existing Agent entered into that certain Pledge and Security Agreement, dated as of February 28, 2018 (as amended, restated, supplemented and/or otherwise modified to but excluding the date hereof, the “*Security Agreement*”);

WHEREAS, the Existing Agent, the Successor Agent, Holdings, the Borrower Agent and the other Loan Parties are entering into that certain Resignation and Appointment Agreement, dated as of the date hereof (the “*Resignation and Appointment Agreement*”);

WHEREAS, in conjunction with the security interest granted to the Existing Agent under the Security Agreement, the Grantors executed and delivered that certain (i) First Lien Trademark Security Agreement, dated as of February 28, 2018, notice of which was recorded at the United States Patent and Trademark Office (“*USPTO*”) on February 28, 2018 at Reel 6281 / Frame 0233; and (ii) First Lien Patent Security Agreement, dated as of February 28, 2018, notice of which was recorded at the USPTO on February 28, 2018 at 045474 / Frame 0351 (the foregoing agreements, as amended, amended and restated, supplemented or otherwise modified from time to time, the “*IP Security Agreements*”);

WHEREAS, pursuant to the IP Security Agreements, the Existing Agent, as the prior collateral agent, was granted or otherwise acquired a continuing security interest in all of each Grantor’s right, title and interest in, to and under the Trademark Collateral and Patent Collateral (each as defined in the applicable IP Security Agreement), as applicable (such Collateral under the IP Security Agreements, collectively, the “*IP Collateral*”), including the IP Collateral set forth on **Schedules A and B** attached hereto, (collectively, the “*Security Interest*”); and

WHEREAS, consistent with the Resignation and Appointment Agreement, the Successor Agent is desirous of acquiring, and the Existing Agent is desirous of assigning, all of the Existing Agent's right, title and interest in, to and under the IP Security Agreements, including, without limitation, the Security Interest, and all documents and rights relating thereto.

NOW, THEREFORE, for good and valuable consideration, the receipt and sufficiency of which are hereby acknowledged, the Existing Agent, the Successor Agent and each Grantor hereby covenant and agree as follows:

Section 1 Defined Terms. All capitalized terms used herein but not otherwise defined herein shall have the meanings ascribed to those terms in the Security Agreement.

Section 2 Assignment of IP Security Agreement. The Existing Agent hereby assigns, transfers and conveys (without recourse, representation or warrant of any kind) to the Successor Agent for the ratable benefit of the Secured Parties all of its right, title and interest in, to and under the IP Security Agreements and the IP Collateral, including, without limitation, the Security Interest. The Successor Agent hereby accepts the foregoing assignment.

Section 3 Security Agreement. The Security Interest assigned to the Successor Agent as the new collateral agent for the Secured Parties pursuant to this Assignment, has been granted in conjunction with the security interest granted pursuant to the Security Agreement and IP Security Agreements, and each Grantor hereby acknowledges and affirms that the rights and remedies of the Successor Agent with respect to the security interest in the IP Collateral made and granted by the IP Security Agreements are more fully set forth in the Security Agreement (as amended, amended and restated, supplemented or otherwise modified from time to time as of and after the date hereof), the terms and provisions of which are incorporated by reference herein as if fully set forth herein.

Section 4 Counterparts. This Assignment may be executed in any number of counterparts, each of which when so executed shall be deemed to be an original and all of which taken together shall constitute one and the same agreement. Delivery by facsimile or electronic transmission of an executed counterpart of a signature page to this Agreement shall be effective as delivery of an original executed counterpart of this Assignment. The words "execution," "signed," "signature," and words of like import used in connection with this Assignment shall be deemed to include electronic signatures or the keeping of records in electronic form, each of which shall be of the same legal effect, validity or enforceability as a manually executed signature or the use of a paper based recordkeeping system, as the case may be, to the extent and as provided for in any applicable requirements of law, including the Federal Electronic Signatures in Global and National Commerce Act, the New York State Electronic Signatures and Records Act, or any other similar state laws based on the Uniform Electronic Transactions Act.


Section 5 Governing Law. This Assignment shall be governed by, and construed in accordance with, the laws of the State of New York.

[Rest of Page Intentionally Left Blank]

IN WITNESS WHEREOF, the parties hereto have caused this Assignment to be duly executed and delivered by its officer thereunto duly authorized as of the date first above written.

DEUTSCHE BANK AG NEW YORK BRANCH, as
Existing Agent


By: 
Name: Philip Tancorra
Title: Director
philip.tancorra@db.com
212-250-6576

By: 
Name: Lauren Danbury
Title: Vice President

[Signature Page – Assignment of Intellectual Property Security Agreements]


ACCEPTED AND AGREED
as of the date first above written:

ACQUIOM AGENCY SERVICES LLC,
as Successor Agent

By: 
Name: Jennifer Anderson
Title: Senior Director

ACCEPTED AND AGREED
as of the date first above written:


ROBERTSHAW US HOLDING CORP.,
a Delaware corporation

By: 
Name: Aaron Rachelson
Title: Vice President and Secretary

ROBERTSHAW CONTROLS COMPANY,
a Delaware corporation

By: 
Name: Aaron Rachelson
Title: Vice President and Secretary

BURNER SYSTEMS INTERNATIONAL, INC.,
a Delaware corporation

By: 
Name: Aaron Rachelson
Title: Vice President and Secretary

Schedule A

TRADEMARK SCHEDULE

U.S. Trademark Registrations

Robertshaw US Holding Corp.

Title	App. No.	App. Date	Reg. No.	Reg. Date	ITU Status	Owner
P (and Design)	73/690,925	19-Oct-87	1502013	30-Aug-88	Registered	Robertshaw US Holding Corp.
PARAGON	72/160,217	4-Jan-63	758044	8-Oct-83	Registered	Robertshaw US Holding Corp.
PARAGON	72/160,216	4-Jan-63	758088	8-Oct-83	Registered	Robertshaw US Holding Corp.
R Design	72/280,251	13-Sep-67	864981	18-Feb-69	Registered	Robertshaw US Holding Corp.
RANCO	71/381,350	23-Jul-36	341055	1-Dec-36	Registered	Robertshaw US Holding Corp.
RANCO	71/622,557	15-Dec-51	584070	29-Dec-53	Registered	Robertshaw US Holding Corp.
RANCO	71/634,164	19-Aug-52	587824	6-Apr-54	Registered	Robertshaw US Holding Corp.
D-FROST-O-MATIC	72/301,247	24-Jun-68	872112	1-Jul-69	Registered	Robertshaw US Holding Corp.
SUPER CAP	73/665,194	8-Jun-87	1511579	8-Nov-88	Registered	Robertshaw US Holding Corp.
DOLE	71699139	30-Nov-55	629951	3-Jul-56	Registered	Robertshaw US Holding Corp.
DOLE	71688223	25-May-55	626774	15-May-56	Registered	Robertshaw US Holding Corp.

Robertshaw Controls Company

Title	App. No.	App. Date	Reg. No.	Reg. Date	ITU Status	Owner
ROBERTSHAW	71/545,895	31-Dec-47	509419	3-May-89	Registered	Robertshaw Controls Company
ROBERTSHAW	71/626,414	15-Mar-52	574303	12-May-03	Registered	Robertshaw Controls Company
ROBERTSHAW (Stylized)	71/626,416	13-Mar-52	569742	27-Jan-93	Registered	Robertshaw Controls Company
ROBERTSHAW and Design	74/576,175	20-Sep-94	1972320	7-May-96	Registered	Robertshaw Controls Company

UNI-LINE	72/274,241	19-Jun-67	857882	1-Oct-08	Registered	Robertshaw Controls Company
SMART SENSE	86/505,832	16-Jan-15	4,807,606	8-Sep-15	Registered	Robertshaw Controls Company
SLIP-FIT	77/010,449	29-Sep-06	3271021	31-Jul-07	Registered	Robertshaw Controls Company
DESIGN ONLY	74/572,119	12-Sep-94	1957294	20-Feb-96	Registered	Robertshaw Controls Company
UNI-KIT	72/463,542	12-Sep-73	1010735	13-May-75	Registered	Robertshaw Controls Company
UNI-COUPLE	72/445,296	5-Jan-73	997555	5-Nov-74	Registered	Robertshaw Controls Company
UNITROL	71/624,851	12-Feb-52	566725	11-Nov-52	Registered	Robertshaw Controls Company

Burner Systems International, Inc.

Title	App. No.	App. Date	Reg. No.	Reg. Date	ITU Status	Owner
KOOL-LITE	73048676	7-Apr-75	1029245	6-JAN-76	Registered	Burner Systems, International, Inc.

Schedule B

PATENT SCHEDULE

U.S. Patent Registrations and Applications

Robertshaw US Holding Corp.

Title	App. No.	App. Date	Reg. No.	Reg. Date	Owner
Electromechanical Appliance Programmer/Timer	09/813,229	Mar 20, 2001	6483052	Nov 19, 2002	Robertshaw US Holding Corp.
Evaporator Fan Control System For A Multi-Compartment Refrigerator	10/087,453	Mar 1, 2002	6622503	Sep 23, 2003	Robertshaw US Holding Corp.
Automotive Coolant Control Valve	09/997,118	Nov 28, 2001	6681805	Jan 27, 2004	Robertshaw US Holding Corp.
Automotive Coolant Control Valve	10/605,473	Oct 1, 2003	7131460	Nov 7, 2006	Robertshaw US Holding Corp.
Automotive Coolant Control Valve	10/248,767	Feb 14, 2003	6688333	Feb 10, 2004	Robertshaw US Holding Corp.
A Valve Control System For Distributing And Regulating The Flow Of Coolant	10/707,502	Dec 18, 2003	6976505	Dec 20, 2005	Robertshaw US Holding Corp.
A Method For Distributing And Regulating The Flow Of Coolant	10/707,503	Dec 18, 2003	6923211	Aug 2, 2005	Robertshaw US Holding Corp.
Transition Fitting	10/079,514	Feb 22, 2002	6751978	Jun 22, 2004	Robertshaw US Holding Corp.
Fault-Tolerant Multi-Point Flame Sense Circuit	10/175,965	Jun 20, 2002	6794771	Sep 21, 2004	Robertshaw US Holding Corp.
Flame Sense Circuit And Method With Analog Output	10/384,303	Mar 7, 2003	6985080	Jan 10, 2006	Robertshaw US Holding Corp.
Stepper Motor Driven Fluid Valve And Associated Method Of Use	10/604,873	Aug 22, 2003	6918357	Jul 19, 2005	Robertshaw US Holding Corp.
Stepper Motor Driven Valve For Thermal Management And Associated Method Of Use	10/605,875	Nov 3, 2003	6994310	Feb 7, 2006	Robertshaw US Holding Corp.
Corona-discharge Air Mover And Purifier For Packaged Terminal And Room Air Conditioners	11/288,915	Nov 29, 2005	7182805	Feb 27, 2007	Robertshaw US Holding Corp.
Water Purification System Utilizing A	10/905,200	Dec 21, 2004	7544291	Jun 9, 2009	Robertshaw US Holding Corp.

Plurality Of Ultraviolet Light Emitting Diodes And Associated Method Of Use					
Wide Input Voltage Range Relay Drive Circuit for Universal Defrost Timer	11/403,426	Apr 13, 2006	7245475	Jul 17, 2007	Robertshaw US Holding Corp.
Automotive Coolant Control Valve	11/412,470	Apr 27, 2006	7506664	Mar 24, 2009	Robertshaw US Holding Corp.
Hot-Surface-Igniter Adaptive Control Algorithm	12/144,789	Jun 24, 2008	8992211	Mar 31, 2015	Robertshaw US Holding Corp.
Gaseous Fuel Burner Manifold with Integral Pressure Regulator Assembly	08/975,960	Nov 21, 1997	6062245	May 16, 2000	Robertshaw US Holding Corp.
Electronic Variable Orifice Tube and System For Use Therewith	09/324,461	Jun 2, 1999	6182457	Feb 6, 2001	Robertshaw US Holding Corp.
Self Locking Knob Attachment Shaft for Program Timers	09/271,576	Mar 18, 1999	6201200	Mar 13, 2001	Robertshaw US Holding Corp.
Drive Circuitry for Latching Type Valve and the Like	09/431,820	Nov 2, 1999	6262620	Jul 17, 2001	Robertshaw US Holding Corp.

Robertshaw Controls Company

Title	App. No.	App. Date	Reg. No.	Reg. Date	Owner
Method for Manufacturing a Rotatable Plug Element and Valve a/k/a STOPCOCK	10/717,857	Nov 19, 2003	7081223	Jul 25, 2006	Robertshaw Controls Company
Water Heating System	09/591,209	Jun 9, 2000	6286464	Sep 11, 2001	Robertshaw Controls Company
Rotary Damper Assembly	10/107,411	Mar 28, 2002	6953184	Oct 11, 2005	Robertshaw Controls Company
Encased Gas Valve Control Housing Having A Plastic Body And An Over-Molded Seal	09/929,378	Aug 13, 2001	6793199	Sep 21, 2004	Robertshaw Controls Company
Switching System for Plural Simmer Voltages	10/058,350	Jan 30, 2002	6953915	Oct 11, 2005	Robertshaw Controls Company
Defrost Delay Module	10/196,536	Jul 16, 2002	6694753	Feb 24, 2004	Robertshaw Controls Company

Temperature Sensing Adapter And Automatic Temperature Regulating Mixing Valve Constructed Therewith	10/299,149	Nov 19, 2002	6722575	Apr 20, 2004	Robertshaw Controls Company
Flow-Through Rotary Damper Providing Compartment Selectivity For A Multi-Compartment Refrigerator	10/620,104	Jul 15, 2003	6880359	Apr 19, 2005	Robertshaw Controls Company
Convertible Control Device Capable of Regulating Fluid Pressure For Multiple Fluid Types and Associated Method of Use	10/449,613	May 30, 2003	6941962	Sep 13, 2005	Robertshaw Controls Company
High Temperature Limit Thermostat With Manual Lockout Safety	10/684,947	Oct 14, 2003	6910342	Jun 28, 2005	Robertshaw Controls Company
Fuel Control Mechanism and Associated Method of Use	10/449,614	May 30, 2003	6938634	Sep 6, 2005	Robertshaw Controls Company
Refrigeration And Defrost Control System	11/093,912	Mar 30, 2005	7454918	Nov 25, 2008	Robertshaw Controls Company
Method Of Detecting And Correcting Relay Tack Weld Failures	11/001,573	Nov 30, 2004	7522400	Apr 21, 2009	Robertshaw Controls Company
System and Method of Providing Water Flow Rate Compensation	11/059,901	Feb 17, 2005	7533682	May 19, 2009	Robertshaw Controls Company
Pressure Regulated Solenoid Valve Having Integral Mounting Structure	11/094,349	Mar 30, 2005	7240693	Jul 10, 2007	Robertshaw Controls Company
Bi-Directional Air Flow Damper Having Uni-Directional Synchronous Motor	11/096,244	Mar 31, 2005	7140593	Nov 28, 2006	Robertshaw Controls Company
Simultaneous Control Of Multiple Liquid Level Settings In A Diaphragm Valve, Using A Single Rotatable Control Shaft	11/096,279	Mar 31, 2005	7511239	Mar 31, 2009	Robertshaw Controls Company

Appliance Gauge Face	29/217,954	Nov 23, 2004	D528453	Sep 19, 2006	Robertshaw Controls Company
Method And Apparatus For Precluding Backflow In A Mixing Valve Subjected To Unbalanced Inlet Pressure	11/095,922	Mar 31, 2005	7293582	Nov 13, 2007	Robertshaw Controls Company
Tamper Resistant Temperature Dial and Associated Method of Use	10/905,248	Dec 22, 2004	7441713	Oct 28, 2008	Robertshaw Controls Company
Bi-Directional Tamper Resistant Temperature Dial	10/908,174	Apr 29, 2005	7151240	Dec 19, 2006	Robertshaw Controls Company
Appliance Gauge Face	29/217,955	Nov 23, 2004	D526591	Aug 15, 2006	Robertshaw Controls Company
Appliance Gauge Face	29/217,957	Nov 23, 2004	D525896	Aug 1, 2006	Robertshaw Controls Company
Appliance Gauge Face	29/217,956	Nov 23, 2004	D525895	Aug 1, 2006	Robertshaw Controls Company
Appliance Gauge Face	29/217,924	Nov 23, 2004	D525551	July 25, 2006	Robertshaw Controls Company
Quick Connect Thermocouple Mounting Device and Associated Method of Use	10/907,367	Mar 30, 2005	8039729	Oct 18, 2011	Robertshaw Controls Company
Setting Oven/Grill Temperature And/Or Meat Probe Using Stepper Motor Analog Display	11/559,536	Nov 14, 2006	7608803	Oct 27, 2009	Robertshaw Controls Company
Adaptive Defrost Control Circuit with Relay Power Saving Feature	11/371,482	Mar 9, 2006	7587906	Sep 15, 2009	Robertshaw Controls Company
Relay Power Savings On Adaptive Defrost Control (ADC)					
Gas Cook-top with Glass (Capacitive) Touch Controls and	11/564,935	Nov 30, 2006	7527072	Mar 5, 2009	Robertshaw Controls Company

Automatic Burner Re-ignition					
Power Saving Locking Coil	11/736,199	Apr 17, 2007	7806140	Oct 5, 2010	Robertshaw Controls Company
Methods for Preventing a Dry Fire Condition and a Water Heater Incorporating Same	12/042,624	Mar 5, 2008	8126320	Feb 28, 2012	Robertshaw Controls Company
One Time High Fill Pressure Switch	11/779,693	Jul 18, 2007	7465894	Dec 16, 2008	Robertshaw Controls Company
Valve with Inherent Enhanced Turbulent Flow Metering Device and Flow Regulation	11/844,208	Aug 23, 2007	7819023	Oct 26, 2010	Robertshaw Controls Company
Washing Machine Wiring to Reduce Mechanical Timer Contact Welding	12/348,647	Jan 5, 2009	8022657	Sep 20, 2011	Robertshaw Controls Company
Two Piece Bi-Metal Coil Terminal and Electrical Coil Assembly Incorporating Same	11/849,653	Sep 4, 2007	7884693	Feb 8, 2011	Robertshaw Controls Company
Two Piece Bi-Metal Coil Terminal and Electrical Coil Assembly Incorporating Same	12/980,467	Dec 29, 2010	8117735	Feb 21, 2012	Robertshaw Controls Company
Multiple Flow Rate Detection System and Method for Consumer Appliance	12/182,517	Jul 30, 2008	8132586	Mar 13, 2012	Robertshaw Controls Company
Pilot Operated Water Valve	12/343,672	Dec 24, 2008	8453992	Jun 4, 2013	Robertshaw Controls Company
Low Voltage Power Supply for Spark Igniter and Flame Sense	12/208,856	Sep 11, 2008	7944678	May 17, 2011	Robertshaw Controls Company
Variable Flow Digital Gas Valve	12/354,541	Jan 15, 2009	9645585	May 9, 2017	Robertshaw Controls Company
Housing for a Device With Dual Solenoid Valves	29/376,248	Oct 4, 2010	D677754	Mar 12, 2013	Robertshaw Controls Company
Single Micro-Pin Flame Sense Circuit and Method	12/338,095	Dec 18, 2008	8388339	Mar 5, 2013	Robertshaw Controls Company
Valve Shank Mount Assembly for a Water Heater	12/392,866	Feb 25, 2009	8776733	Jul 15, 2014	Robertshaw Controls Company

Water Tight Valve Having Sealed Flying Leads	12/823,289	Jun 25, 2010	9366351	Jun 14, 2016	Robertshaw Controls Company
Unregulated Integrated Function Gas Valve for a Water Heater	12/419,348	Apr 7, 2009	9423153	Aug 23, 2016	Robertshaw Controls Company
Unregulated Integrated Function Gas Valve	29/398,901	Aug 5, 2011	D675714	Feb 5, 2013	Robertshaw Controls Company
System and Method for Detecting Miswiring of an Electrical Appliance	13/010,332	Jan 20, 2011	8781784	Jul 15, 2014	Robertshaw Controls Company
Ice Pusher	12/973,545	Dec 20, 2010	8661843	Mar 4, 2014	Robertshaw Controls Company
Motorized 4-Port Mixing/Bypass Valve	13/631,105	Sep 28, 2012	9212751	Dec 15, 2015	Robertshaw Controls Company
Transformerless Power Supply, Dual Positive or Dual Negative Supplies	09/913,859	Feb 18, 2000	7259479	Aug 21, 2007	Robertshaw Controls Company
Contact Terminal Arrangement For Electrical Built-In Switching Unit	09/355,093	Jan 21, 1998	6287154	Sep 11, 2001	Robertshaw Controls Company
Switch and Relay using Shape Memory Alloy	09/094,579	Jun 12, 1998	6133816	Oct 17, 2000	Robertshaw Controls Company
Quick Change Pilot Assembly and Method of Assembly	09/111,533	Jul 8, 1998	6095797	Aug 1, 2000	Robertshaw Controls Company
Timer Blade	29/499,780	Aug 19, 2014	D761743	July 19, 2016	Robertshaw Controls Company
Fluid Line Connector	29/512,393	Dec 18, 2014	D784495	April 18, 2017	Robertshaw Controls Company
Timer Blade	29/554,924	Feb 17, 2016	D790485	Jun 27, 2017	Robertshaw Controls Company
Gas Valve Assembly with Integrated Pressure Regulator	29/504,197	Oct 2, 2014	D745640	Dec 15, 2015	Robertshaw Controls Company
Variable Flow Gas Valve and Method for Controlling Same	12/329,749	Dec 8, 2008	--	--	Robertshaw Controls Company
Coil Capture Apparatus and Pilot Operated Water Valve Incorporating Same	12/984,330	Jan 4, 2011	--	--	Robertshaw Controls Company
System and Method to Reduce Standby Energy Loss in a Gas	12/687,159	Jan 14, 2010	--	--	Robertshaw Controls Company

Burning Appliance and Components for Use Therewith					
Electro-Mechanical Energy Regulator Providing Enhanced Simmer Performance	14/601,047	Jan 20, 2015	--	--	Robertshaw Controls Company
Gas Valve Assembly with Integrated Pressure Regulator	14/504,919	Oct 2, 2014	--	--	Robertshaw Controls Company
RF-Signal-Emitting Valve for Flow Monitoring and Leak Detection	14/729,880	Jun 3, 2015	--	--	Robertshaw Controls Company
Rotary Damper	15/015,224	Feb 4, 2016	--	--	Robertshaw Controls Company
Electromechanical Pressure Relief Valve	15/296,913	Oct 18, 2016	--	--	Robertshaw Controls Company

Burner Systems International, Inc.

Title	App. No.	App. Date	Reg. No.	Reg. Date	Owner
Burner box without manifold return	08/877365	Jun 17, 1997	5851110	Dec 22, 1998	Burner Systems International, Inc.
Burner box without manifold return	09/172814	Oct 15, 1998	6068471	May 30, 2000	Burner Systems International, Inc.
Gas supply device	09/020017	Feb 6, 1998	6030003	Feb 29, 2000	Burner Systems International, Inc.
A method of assembling a gas supply device	09/383448	Aug 26, 1999	6219917	Apr 24, 2001	Burner Systems International, Inc.
Conduit connector and method	09/202228	Jun 21, 1999	6170888	Jan 9, 2001	Burner Systems International, Inc.
Conduit connector and method	09/713398	Nov 15, 2000	6575502	Jun 10, 2003	Burner Systems International, Inc.
Conduit connector and method	09/732440	Dec 7, 2000	6877779	Apr 12, 2005	Burner Systems International, Inc.
Gas burner with multiple gas rings	09/769337	Jan 26, 2001	6325619	Dec 4, 2001	Burner Systems International Limited
Gas burner for a cooker	10/245939	Sep 18, 2002	6679699	Jan 20, 2004	Burner Systems International, Inc.
Gas burner for a cooker	10/372161	Feb 25, 2003	6764303	Jul 20, 2004	Burner Systems International, Inc.
Premixed gas burner orifice	08/878722	Jun 19, 1997	5762490	Jun 9, 1998	Burner Systems International, Inc.
Low-emission gas burner	09/123694	Jul 28, 1998	5915954	Jun 29, 1999	Burner Systems International, Inc.
Burner	09/237470	Jan 26, 1999	6000934	Dec 14, 1999	Burner Systems International, Inc.

Side shot burner	09/957048	Sep 21, 2001	6428313	Aug 6, 2002	Burner Systems International, Inc.
Spark ignition electrode assembly for has stove top burner	09/118595	Jul 17, 1998	5911572	Jun 15, 1999	Burner Systems International, Inc.
Thickwall glass burner assembly	08/919914	Aug 28, 1997	5924860	Jul 20, 1999	Burner Systems International, Inc.
Gas fireplace burner control system	08/898186	Jul 22, 1997	5957679	Sep 28, 1999	Burner Systems International, Inc.
Method of making spark ignition electrode assembly	09/185250	Nov 3, 1998	6015322	Jan 18, 2000	Burner Systems International, Inc.
Gas manifold connector and gas distribution manifold assembly for gas stove	09/156975	Sep 18, 1998	6082397	Jul 4, 2000	Burner Systems International, Inc.
Cooperating Bridge Burner System	10/967537	Oct 18, 2004	7527495	May 5, 2009	Burner Systems International, Inc. and Electrolux Home Products, Inc.
Modular valve assembly	10/823079	Apr 13, 2004	7264222	Sep 4, 2007	Burner Systems International, Inc.
Modular valve assembly	11/764286	Jun 18, 2007	7628379	Dec 8, 2009	Burner Systems International, Inc.
Manifold and valve assembly	11/512901	Aug 30, 2006	7490628	Feb 17, 2009	Burner Systems International, Inc.
Burner improvement	12/179832	Jul 25, 2008	7987843	Aug 2, 2011	Burner Systems International, Inc.
Connection and Elbow In A Gas Appliance	13/613851	Sep 13, 2012	8832922	Sep 16, 2014	Burner Systems International, Inc.
Connection and Elbow In A Gas Appliance	14/325772	Jul 8, 2014	9162330	Oct 20, 2015	Burner Systems International, Inc.
Burner Head With Magnetic Burner Cap Connection	13/914,721	Jun 11, 2013	9217571	Dec 22, 2015	Burner Systems International, Inc.
Dual Valve	13/864731	Apr 17, 2013	8869835	Oct 28, 2014	Burner Systems International, Inc.
Horizontal Venturi Burner Construction	14/025,205	Sep 12, 2013	9353953	May 31, 2016	Burner Systems International, Inc.
Improved Orifice Holder Construction	14/615,610	Feb 6, 2015	--	--	Burner Systems International, Inc.
Electronic Modulating Valve	14/669,844	Mar 26, 2015	--	--	Burner Systems International, Inc.

Dual Use Pot for Single or Dual Flow Burners	62/218,202	--	--	--	Burner Systems International, Inc.
--	------------	----	----	----	------------------------------------